

Core Technologies



ConnectCore Plus NEW!

Our next-generation, low-stretch core provides a radical increase in line durability, smoothness and performance.

Building a better fly line starts at the core, and our low-stretch ConnectCore Plus provides a radical increase in line durability, coating smoothness and overall performance. ConnectCore Plus stretches 30% less than standard cores, and gives anglers all the benefits of a low-stretch core - enhanced sensitivity, less wasted energy and faster hook sets - with a significantly longer lifespan. It also allows hand stretching to easily remove memory coils for a more direct connection to fish and fly.

The highest-performing, longest-lasting freshwater lines in the world are built around ConnectCore Plus.



DirectCore

In hot, humid conditions, DirectCore lines provide the stiffness you need to fire into the wind, with significantly reduced memory.

Which means your line lies straighter on the water for a more direct connection to fly and fish. DirectCore is also 25% stronger than other monofilament cores of equal size, and stretches 30% less at breaking point. In short, DirectCore makes you a better angler on the flats, in the mangroves and off the beach.



ConnectCore

When you rely on touch to know what's going on, line stretch is the enemy.

Our ConnectCore lines open up new worlds of perception and sensitivity with ultra-low stretch performance. Soft, subtle takes become positive grabs, and without stretch to dull reaction times, hook sets are instant and sure. ConnectCore. The secret weapon for success.

ELITE



ConnectCore Plus can be found in all Elite Freshwater, and select Elite Spey fly lines and heads

ELITE



DirectCore can be found in all Elite Saltwater and all DirectCore fly lines

ELITE



ConnectCore can be found in select Elite Spey and all InTouch fly lines



Coating Technologies

SlickCast

SlickCast creates the slickest, most durable coating on the market — producing the least amount of friction ever measured on a fly line. What does slick get you? For starters, line flies through the guides with higher line speeds for unprecedented and easy distance. The slick coating also allows anglers to fish more effectively as line slides out of the guides with less friction for extended drag-free drifts.

MaxCast

MaxCast lines float higher, shoot farther, last longer and stay cleaner. The secret? MaxCast's hydrophobic chemistry, which actively pushes water away from the line, resulting in radically improved floatation and reduced dirt adhesion. It also allows the line to slip more easily from the surface film for longer, quieter pickups.

MaxFloat Tip

Tired of floating lines that sink? Fact is, the reduced coating at the narrow, tapered end of most floating lines doesn't have enough buoyancy to stay above water. MaxFloat Tip Technology floats more than twice as high as regular line tips, without any increase in diameter. That puts maximum floatation right where you need it for reduced drag, longer presentations and quieter pickups.

AgentX

AgentX is a dual layered fly line that utilizes a high floating inner coating (made with more buoyant microspheres), covered by a tough outer coating for maximum durability and life. This proprietary process bonds these two separate coating layers onto a line, allowing RIO line designers to optimize the specific performance of each line.

Extreme Slickness

Extreme Slickness Technology is a reformulation of conventional fly line chemistry that creates an incredibly slick coating, resulting in great shootability on a cast and more distance.

Multi Density Control

Multi Density Control is a combination of different density coatings along the length of a fly line. These different density coatings give anglers complete depth control when swinging a fly on a river, and perfect contact right to the fly. The exceptionally smooth, continuous blend in density changes results in extremely smooth loops while casting.

Line Features

Front & Back Welded Loops are neat, bulletproof loops welded on the end for fast rigging.

Hang Markers are highly visible, 1" sections built into the fly line that show anglers when the end of the sinking line is getting close during the retrieve. For anglers that fish the "hang" this is invaluable.

Easy ID is RIO's printed line marking system that allows anglers to quickly and easily identify each line.

Loading Point makes it easy to see the most efficient loading area of a Spey fly line.

SureFire is our exclusive, triple color marking system that improves casting accuracy by making it easy to gauge exact distances with a quick glance.

DualTone is a system perfected by RIO that marks the sweet spot of a fly line by providing an obvious color change in the line at the sweet spot.

Density Compensation adds a denser material to the thin tip of a sinking line (or sink tip), which ensures the line sinks straight - better for knowing when a fish takes the fly and for setting the hook.

Range Finder makes it easy to determine how far a cast actually went with alternating colors every 10ft.



TROUT SERIES Elite RIO Gold



TECHNOLOGY:

-  **ConnectCore Plus**
-  **SlickCast**
-  **MaxFloat Tip**

FEATURES:

- **SureFire**
- **EasyID**
- **Front & Back Welded Loop**

Elite RIO Gold

Example: WF5F
Overall Length: 90'



THE ULTIMATE, ALL-AROUND fly line with low-stretch, ultra-slick performance.

- Long head for ultimate casting control
- Taper design to cast flies between #22 and #2
- Low-stretch ConnectCore Plus for the best in casting control, performance and smoothness
- Built with RIO's exceptionally slick, durable SlickCast
- Features RIO's SureFire tricolored measuring system for increased accuracy and distance control

The Elite RIO Gold has a taper design that gives incredible loop stability at distance and a front taper that delivers perfect presentation of flies between sizes #2 and #22. With a long head and back taper this line is an excellent all around fly line on rivers and lakes when long casts and complete line control are required. The low stretch core creates the smoothest, most durable fly lines ever made, with incredible levels of sensitivity when casting and fishing, and provides enhanced detection of takes, faster hook sets, and far greater control when playing a fish.

In addition, this line is built with SlickCast, creating the slickest, most durable coating on the market—producing the least amount of friction ever measured in a fly line.

SKU	Size	Head Length	Overall Length	Sink Rate	Color	Price
Elite RIO Gold						
6-19268	WF4F	46ft / 14m	90ft / 27.4m	Float	Moss / Gold / Gray	MSRP: \$159.99
6-19269	WF5F	47ft / 14.3m	90ft / 27.4m			
6-19270	WF6F	48ft / 14.6m	90ft / 27.4m			
6-19271	WF7F	49ft / 14.9m	90ft / 27.4m			
6-19272	WF8F	50ft / 15.2m	90ft / 27.4m			

TROUT SERIES Elite RIO Grand



TECHNOLOGY:

-  **ConnectCore Plus**
-  **SlickCast**
-  **MaxFloat Tip**

FEATURES:

- **SureFire**
- **EasyID**
- **Front & Back Welded Loop**

Elite RIO Grand

Example: WF5F
Overall Length: 90'



DESIGNED FOR FAST-ACTION fly rods, with low-stretch, ultra-slick performance.

- Front loaded, short head
- A full line size heavier to easily load fast rods
- Low-stretch ConnectCore Plus for the best in casting control, performance and smoothness
- Built with RIO's exceptionally slick, durable SlickCast
- Features RIO's SureFire tricolored measuring system for increased accuracy and distance control

The Elite RIO Grand is a full line size heavier than the industry standard, and features more weight distributed towards the front of the line to easily load faster action fly rods. The low stretch core gives incredible levels of sensitivity when casting and fishing, and provides enhanced detection of takes, faster hook sets, and far greater control when playing a fish. The RIO Grand is the best choice of line for the modern, fast action fly rod.

In addition, this line is built with SlickCast, creating the slickest, most durable coating on the market—producing the least amount of friction ever measured in a fly line.

SKU	Size	Head Length	Overall Length	Sink Rate	Color	Price
Elite RIO Grand						
6-19273	WF4F	37ft / 11.2m	90ft / 27.4m	Float	Green / Yellow / Gray	MSRP: \$159.99
6-19274	WF5F	37ft / 11.2m	90ft / 27.4m			
6-19275	WF6F	39ft / 11.8m	90ft / 27.4m			
6-19276	WF7F	40ft / 12.1m	90ft / 27.4m			
6-19277	WF8F	41ft / 12.5m	90ft / 27.4m			



TROUT SERIES

Elite
RIO Perception

TECHNOLOGY:


- ConnectCore Plus
- SlickCast
- MaxFloat Tip

FEATURES:

- SureFire
- EasyID
- Front & Back Welded Loop

Elite RIO Perception

Example: WF5F
Overall Length: 90'



EASY CASTING ALL-AROUND TROUT LINE, with low-stretch, ultra-slick performance.

- Easy casting taper design for great all-around performance
- Low-stretch ConnectCore Plus for the best in casting control, performance and smoothness
- Built with RIO's exceptionally slick, durable SlickCast
- Features RIO's SureFire tricolored measuring system for increased accuracy and distance control

The Elite RIO Perception is an easy casting, general purpose fly line that casts nymphs, dry flies, streamers and soft hackles with ease. The short head makes this a particularly good line on smaller rivers and lakes when long distance line control is not necessary. The low stretch core gives incredible levels of sensitivity when casting and fishing, and provides enhanced detection of takes, faster hook sets, and far greater control when playing a fish.

In addition, this line is built with SlickCast, creating the slickest, most durable coating on the market—producing the least amount of friction ever measured in a fly line.

SKU	Size	Head Length	Overall Length	Sink Rate	Color	Price
Elite RIO Perception						
6-19282	WF3F	35ft / 10.7m	80ft / 24m	Float	Green / Camo / Gray	MSRP: \$159.99
6-19283	WF4F	36ft / 11m	90ft / 27.4m			
6-19284	WF5F	36ft / 11m	90ft / 27.4m			
6-19285	WF6F	36ft / 11m	90ft / 27.4m			
6-19286	WF7F	37ft / 11.2m	90ft / 27.4m			
6-19287	WF8F	38ft / 11.6m	90ft / 27.4m			

TROUT SERIES

Elite
RIO Technical Trout

TECHNOLOGY:

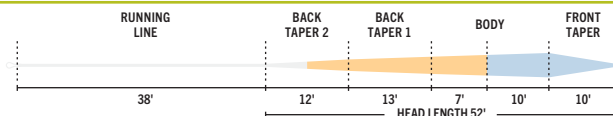
- ConnectCore Plus
- SlickCast
- MaxFloat Tip

FEATURES:

- SureFire
- EasyID
- Front & Back Welded Loop

Elite Technical Trout

Example: WF5F
Overall Length: 90'



SPECIFICALLY DESIGNED FOR delicate presentations of small flies to technical feeders at range, with low-stretch, ultra-slick performance.

- Long front taper turns over flies with delicacy and precision
- Extended head and back taper increases loop control when carrying long lengths of line
- Low-stretch ConnectCore Plus for the best in casting control, performance and smoothness
- Built with RIO's exceptionally slick, durable SlickCast
- Features RIO's SureFire tricolored measuring system for increased accuracy and distance control

RIO's Elite Technical Trout line features a long, fine front taper for the lightest of presentations and delicacy and is the ideal choice of line when fishing dry flies, nymphs, soft hackles and emergers to tricky eaters at distance. The line has a long head and back taper to increase loop control when carrying long lengths, and for making precise casts to rising fish, while the weight distribution makes it easy to turn over long leaders for technical feeders at range. The low stretch core provides incredible levels of sensitivity when casting and fishing.

In addition, this line is built with SlickCast, creating the slickest, most durable coating on the market—producing the least amount of friction ever measured in a fly line.

SKU	Size	Head Length	Overall Length	Sink Rate	Color	Price
Elite Technical Trout						
6-19278	WF3F	45ft / 13.7m	80ft / 24m	Float	Sky Blue / Peach / Gray	MSRP: \$159.99
6-19279	WF4F	49ft / 14.9m	90ft / 27.4m			
6-19280	WF5F	52ft / 15.8m	90ft / 27.4m			
6-19281	WF6F	54ft / 16.5m	90ft / 27.4m			



TROUT SERIES RIO Gold



TECHNOLOGY:

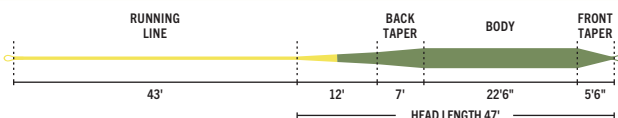
- ✓ SlickCast
- ✓ MaxFloat Tip

FEATURES:

- DualTone
- EasyID
- Front & Back Welded Loop

RIO Gold

Example: WF5F
Overall Length: 90'



THE ULTIMATE, ALL-AROUND floating line for trout with ultra-slick performance.

- Long head for ultimate casting control
- Front biased weight to load rods at close range
- Taper design to cast flies between #22 and #2
- Built with RIO's exceptionally slick, durable SlickCast

The RIO Gold has a revolutionary taper design that gives incredible loop stability at distance, a unique profile that allows a rod to load at close range and a front taper that delivers perfect presentation of flies between sizes #22 and #2. The RIO Gold is the ultimate all round, floating line for the trout fly fisher and is built with "MaxFloat Tip" technology, RIO's proprietary tip coating formula that floats more than twice as high as regular line tips, without any increase in diameter.

In addition, this line is built with SlickCast, creating the slickest, most durable coating on the market—producing the least amount of friction ever measured in a fly line.

SKU	Size	Head Length	Overall Length	Sink Rate	Color	Price
RIO Gold						
6-19230	WF3F	45ft / 13.7m	80ft / 24m	Float	Moss / Gold	MSRP: \$119.99
6-19231	WF4F	46ft / 14m	90ft / 27.4m			
6-19232	WF5F	47ft / 14.3m	90ft / 27.4m			
6-19233	WF6F	48ft / 14.6m	90ft / 27.4m			
6-19234	WF7F	49ft / 14.9m	90ft / 27.4m			
6-19235	WF8F	50ft / 15.2m	90ft / 27.4m	Float	Melon / Gray Dun	
6-19236	WF9F	50ft / 15.2m	90ft / 27.4m			
6-19237	WF4F	46ft / 14m	90ft / 27.4m			
6-19238	WF5F	47ft / 14.3m	90ft / 27.4m	Float	Orange	
6-19239	WF6F	48ft / 14.6m	90ft / 27.4m			
6-19242	WF4F	46ft / 14m	90ft / 27.4m	Float	Lumalux	
6-19243	WF5F	47ft / 14.3m	90ft / 27.4m			
6-19244	WF6F	48ft / 14.6m	90ft / 27.4m			
6-19240	WF5F	47ft / 14.3m	90ft / 27.4m	Float		
6-19241	WF6F	48ft / 14.6m	90ft / 27.4m			
RIO Gold Enviro 5-Pack						
6-19247	WF5F	47ft / 14.3m	90ft / 27.4m	Float	Moss / Gold	MSRP: \$429.99

TROUT SERIES RIO Grand



TECHNOLOGY:


- ✓ SlickCast
- ✓ MaxFloat Tip

FEATURES:

- DualTone
- EasyID
- Front & Back Welded Loop

RIO Grand

Example: WF5F
Overall Length: 90'



DESIGNED FOR fast-action fly rods with ultra-slick performance.

- A full line size heavier to easily load fast rods
- Front loaded, short head
- Built with RIO's exceptionally slick, durable SlickCast

The RIO Grand is a full line size heavier than the industry standard, and features more weight distributed towards the front of the line to easily load faster action fly rods. The line has a short head that is easy to cast, and is built with "MaxFloat Tip" technology, RIO's proprietary tip coating formula that floats more than twice as high as regular line tips, without any increase in diameter.

In addition, this line is built with SlickCast, creating the slickest, most durable coating on the market—producing the least amount of friction ever measured in a fly line.

SKU	Size	Head Length	Overall Length	Sink Rate	Color	Price
RIO Grand						
6-19248	WF3F	36ft / 10.9m	80ft / 24.4m	Float	Pale Green / Light Yellow	MSRP: \$119.99
6-19249	WF4F	37ft / 11.2m	90ft / 27.4m			
6-19250	WF5F	37ft / 11.2m	90ft / 27.4m			
6-19251	WF6F	39ft / 11.8m	90ft / 27.4m			
6-19252	WF7F	40ft / 12.1m	90ft / 27.4m			
6-19253	WF8F	41ft / 12.5m	90ft / 27.4m	Float	Camo / Tan	
6-19254	WF9F	42ft / 12.8m	90ft / 27.4m			
6-19255	WF4F	37ft / 11.2m	90ft / 27.4m			
6-19256	WF5F	37ft / 11.2m	90ft / 27.4m			
6-19257	WF6F	39ft / 11.8m	90ft / 27.4m			
6-19258	WF7F	40ft / 12.1m	90ft / 27.4m			
6-19259	WF8F	41ft / 12.5m	90ft / 27.4m			





TROUT SERIES

RIO Perception



TECHNOLOGY:

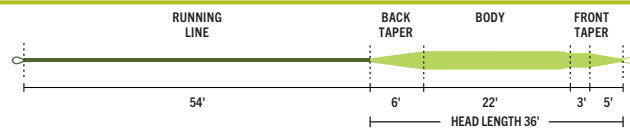
- SlickCast
- MaxFloat Tip

FEATURES:

- DualTone
- EasyID
- Front & Back Welded Loop

RIO Perception

Example: WF5F
Overall Length: 90'



EASY CASTING ALL-AROUND TROUT LINE, with ultra-slick performance.

- Easy casting taper design for great all-around performance
- Shorter head length for quick loading and ideal on smaller rivers and lakes
- EasyID on front and back taper for fast line recognition
- Built with RIO's exceptionally slick, durable SlickCast

The RIO Perception is an easy casting, general purpose fly line that casts nymphs, dry flies, streamers and soft hackles with ease. The short head makes this a particularly good line on smaller rivers and lakes when long distance line control is not necessary. The line features MaxFloat Tip Technology, RIO's proprietary tip coating formula that floats more than twice as high as regular line tips, without any increase in diameter.

In addition, this line is built with SlickCast, creating the slickest, most durable coating on the market—producing the least amount of friction ever measured in a fly line.

SKU	Size	Head Length	Overall Length	Sink Rate	Color	Price
RIO Perception						
6-19288	WF3F	35ft / 10.7m	80ft / 24.4m	Float	Green / Camo	MSRP: \$119.99
6-19289	WF4F	36ft / 11.0m	90ft / 27.4m			
6-19290	WF5F	36ft / 11.0m	90ft / 27.4m			
6-19291	WF6F	36ft / 11.0m	90ft / 27.4m			
6-19292	WF7F	37ft / 11.3m	90ft / 27.4m			
6-19293	WF8F	38ft / 11.6m	90ft / 27.4m			

TROUT SERIES

Technical Trout



TECHNOLOGY:

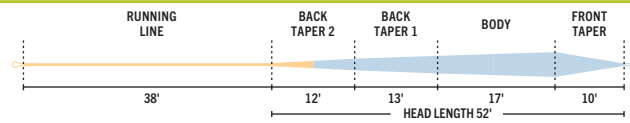
- SlickCast
- MaxFloat Tip

FEATURES:

- DualTone
- EasyID
- Front & Back Welded Loop

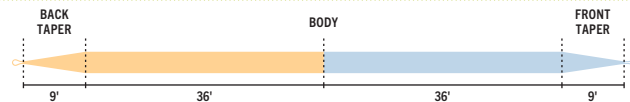
Technical Trout WF

Example: WF5F
Overall Length: 90'



Technical Trout DT

Example: DT5F
Overall Length: 90'



SPECIFICALLY DESIGNED FOR delicate presentations of small flies to technical feeders at range with ultra-slick performance.

- Long front taper turns over flies with delicacy and precision
- Extended head and back taper increases loop control when carrying long lengths of line
- Specifically designed to turn over long leaders for technical trout
- Built with RIO's exceptionally slick, durable SlickCast

RIO's Technical Trout line features a long, fine front taper for the lightest of presentations and delicacy and is the ideal choice of line when fishing dry flies, nymphs, soft hackles and emergers to tricky eaters at distance. The line has a long head and back taper to increase loop control when carrying long lengths, and for making precise casts to rising fish, while the weight distribution makes it easy to turn over long leaders for technical feeders at range.

In addition, this line is built with SlickCast, creating the slickest, most durable coating on the market—producing the least amount of friction ever measured in a fly line.

This line is available in both Weight Forward and Double Taper options and is built with a supple core and coldwater coating.

SKU	Size	Head Length	Overall Length	Sink Rate	Color	Price
Technical Trout WF						
6-19260	WF3F	45ft / 13.7m	80ft / 24m	Float	Sky Blue / Peach	MSRP: \$119.99
6-19261	WF4F	49ft / 14.9m	90ft / 27.4m			
6-19262	WF5F	52ft / 15.8m	90ft / 27.4m			
6-19263	WF6F	54ft / 16.5m	90ft / 27.4m			
Technical Trout DT						
6-19264	DT3F	80ft / 24m	80ft / 24m	Float	Sky Blue / Peach	MSRP: \$119.99
6-19265	DT4F	80ft / 24m	80ft / 24m			
6-19266	DT5F	90ft / 27.4m	90ft / 27.4m			
6-19267	DT6F	90ft / 27.4m	90ft / 27.4m			



TROUT SERIES LightLine



TECHNOLOGY:

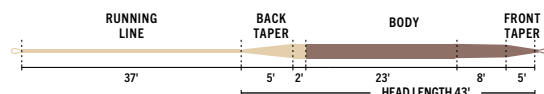
- MaxCast
- MaxFloat Tip
- AgentX

FEATURES:

- DualTone
 - Front & Back Welded Loop*
- *There are no welded loops on the DT000F, DT00F, and DT0F

LightLine WF

Example: WF5F
Overall Length: 80'



DESIGNED FOR SLOWER ACTION RODS; especially bamboo, glass and "classic" action graphite rods

- Short front taper and weight distribution makes it ideal for creeks
- Perfect for bamboo, glass and softer graphite fly rods
- MaxFloat Tip and MaxCast technologies for the very best in performance

RIO's LightLine has been designed to load slower, more traditional action fly rods such as bamboo, glass and the more "Classic" flexing graphite rods. Built to precisely match the industry line standards, this line will not overload such rods – even at longer range.

SKU	Size	Head Length	Overall Length	Sink Rate	Color	Price
LightLine WF						
6-20478	WF2F	40ft / 12.2m	70ft / 21.3m	Float	Brown / Ivory	MSRP: \$104.99
6-20479	WF3F	41ft / 12.5m	70ft / 21.3m			
6-20480	WF4F	42ft / 12.8m	80ft / 24.4m			
6-20481	WF5F	43ft / 13.1m	80ft / 24.4m			
LightLine DT						
6-21374	DT000F	70ft / 21.3m	70ft / 21.3m	Float	Brown / Ivory	MSRP: \$104.99
6-21375	DT00F	70ft / 21.3m	70ft / 21.3m			
6-21376	DT0F	70ft / 21.3m	70ft / 21.3m			
6-21377	DT1F	70ft / 21.3m	70ft / 21.3m			
6-20483	DT2F	70ft / 21.3m	70ft / 21.3m			
6-20484	DT3F	70ft / 21.3m	70ft / 21.3m			
6-20485	DT4F	80ft / 24.4m	80ft / 24.4m			
6-20486	DT5F	80ft / 24.4m	80ft / 24.4m			

TROUT SERIES RIO Creek



TECHNOLOGY:

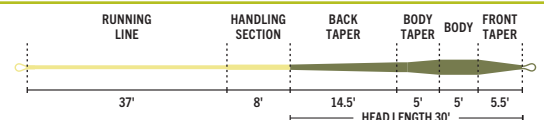
- MaxCast
- AgentX
- MaxFloat Tip

FEATURES:

- DualTone
 - Front & Back Welded Loop*
- *There are no welded loops on the WF0F

RIO Creek

Example: WF3F
Overall Length: 75'



SPECIFICALLY DESIGNED FOR ANGLERS FISHING SMALL CREEKS AND STREAMS with a taper design that loads at close range

- Designed to load at close range
- Ideal for nymphs, dries and small streamers
- Supple coldwater core for tangle-free performance
- Perfect for small creeks, streams and brooks

RIO's Creek line has been designed for anglers that fish small creeks and streams. The line loads at close range, allowing anglers to make short casts of 10 to 15 feet with ease, yet has enough body and head length for those occasions when a longer cast is needed. Each line is built with a supple coldwater core that results in tangle-free performance, and features RIO's MaxFloat Tip that ensures the line tip does not sink.

SKU	Size	Head Length	Overall Length	Sink Rate	Color	Price
RIO Creek						
6-21785	WF0F	30ft / 9.1m	65ft / 20m	Float	Green / Yellow	MSRP: \$104.99
6-21786	WF1F	30ft / 9.1m	65ft / 20m			
6-21787	WF2F	30ft / 9.1m	65ft / 20m			
6-21788	WF3F	30ft / 9.1m	75ft / 23.1m			
6-21789	WF4F	30ft / 9.1m	75ft / 23.1m			
6-21780	WF5F	30ft / 9.1m	80ft / 24.4m			





SINK TIP SERIES

InTouch Sink Tip



TECHNOLOGY:

- ConnectCore
- Extreme Slickness

FEATURES:

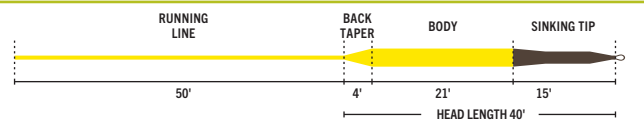
- Density Compensation
- Front Loop

24FT SINK TIP FLY LINE /
ROD SIZE RECOMMENDATIONS

GRAIN WT:	Fly Rod Size
Blue – 150gr	5, 6 weight
Yellow – 200gr	6, 7 weight
Hot Orange – 250gr	7, 8 weight
White – 300gr	8, 9 weight
Green – 350gr	9, 10 weight
Teal – 400gr	10, 11 weight

InTouch Sink Tip 15ft Type 3

Example: WF8F/S3
Overall Length: 90'



InTouch Sink Tip 24ft

Example: 24' Tip 150gr
Overall Length: 100'

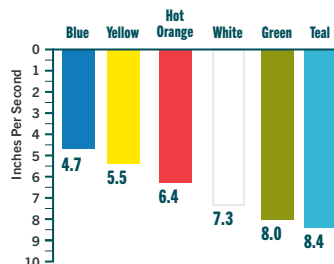


THE BEST SINKING TIP fly line series in the world, with ultra-low stretch performance.

- Ultra-low stretch ConnectCore for maximum performance
- Easy casting body section eliminates the characteristic "kick"
- Aggressive front taper easily cast large streamers
- Density Compensated tip for fly control
- Smooth casting tapers, that are easy to cast

Built with RIO's ultra-low stretch ConnectCore Technology. A series of sinking tip lines specifically built for anglers that like a balanced casting rig. A unique, fatter body section eliminates the "kick" usually associated with casting sink tip lines; while the longer front tapers ensure the line does not dump on the forward cast. The supple floating body section allows anglers to easily mend and control the way the fly fishes, making it ideal for river anglers. Each line has a welded loop on the front end for easy rigging.

24FT SINK TIP SINKING RATES (INCHES PER SECOND)



SKU	Size	Head Length	Overall Length	Sink Rate	Color	Price
InTouch Sink Tip 15ft Type 3						
6-21133	WF5F/S3	40ft / 12.2m	90ft / 27.4m	Float / 3ips	Brown / Yellow	MSRP: \$129.99
6-21134	WF6F/S3	40ft / 12.2m	90ft / 27.4m			
6-21135	WF7F/S3	40ft / 12.2m	90ft / 27.4m			
6-21136	WF8F/S3	40ft / 12.2m	90ft / 27.4m			
InTouch Sink Tip 15ft Type 6						
6-21137	WF5F/S6	40ft / 12.2m	90ft / 27.4m	Float / 6ips	Black /Yellow	MSRP: \$129.99
6-21138	WF6F/S6	40ft / 12.2m	90ft / 27.4m			
6-21139	WF7F/S6	40ft / 12.2m	90ft / 27.4m			
6-21140	WF8F/S6	40ft / 12.2m	90ft / 27.4m			
6-21141	WF9F/S6	40ft / 12.2m	90ft / 27.4m			
InTouch Sink Tip 24ft						
6-21142	150gr	34ft / 10.4m	100ft / 30.5m	Float / 4.7ips	Black / Blue	MSRP: \$129.99
6-21143	200gr	34ft / 10.4m	100ft / 30.5m	Float / 5.5ips	Black /Yellow	
6-21144	250gr	34ft / 10.4m	100ft / 30.5m	Float / 6.4ips	Black / Hot Orange	
6-21145	300gr	34ft / 10.4m	100ft / 30.5m	Float / 7.3ips	Black / White	
6-21146	350gr	34ft / 10.4m	100ft / 30.5m	Float / 8.0ips	Black / Green	
6-21147	400gr	34ft / 10.4m	100ft / 30.5m	Float / 8.4ips	Black / Teal	

SINK TIP SERIES

InTouch Big Nasty Sink Tip



TECHNOLOGY:

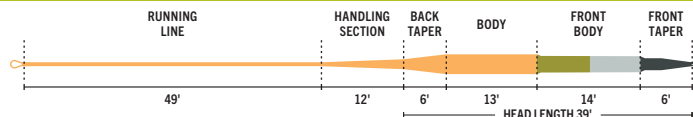
- ConnectCore
- Multi Density Control
- Extreme Slickness

FEATURES:

- Front & Back Welded Loop

InTouch Big Nasty Sink Tip

Example: WF6F/H/I/S3
Overall Length: 100'



EASY CASTING, MULTIPLE DENSITY SINK TIP LINE, designed specifically to cast large and heavy flies

- Front loaded to cast large flies with ease
- Multi Density Control for maximum casting & fishing performance
- Ultra-low stretch ConnectCore

RIO's InTouch Big Nasty Sink Tip line is the perfect sink tip for casting large streamers, with a front-loaded weight distribution that easily casts the biggest of flies. The line features RIO's Multi Density Control - a seamless blend of three or four densities that ensures the smoothest transition of energy when casting, and the best depth control when fishing. It is made with an ultra-low stretch core for the maximum in sensitivity and performance. This is the easiest casting, fishiest sink tip line ever made.

The InTouch Big Nasty Sink Tip is available in Float/Hover/Intermediate, a Float/Hover/Intermediate/Sink 3, and a Float/Intermediate/Sink 3/Sink 5 option. The F/H/I is perfect for fishing flies in the top 2 feet of the water column, while the F/H/I/S3 gets flies down to 2-4 feet in depth. The F/I/S3/S5 fishes the deepest - averaging between 4 and 8 feet down.

SKU	Size	Head Length	Overall Length	Sink Rate	Color	Price
InTouch Big Nasty 3D Sink Tip F/H/I						
6-21534	WF5F/H/I	39ft / 12m	90ft / 27.7m	Float / 1ips / 2ips	Gray / Green / Orange	MSRP: \$129.99
6-21535	WF6F/H/I	39ft / 12m	100ft / 30m			
6-21536	WF7F/H/I	40ft / 12.3m	100ft / 30m			
6-21537	WF8F/H/I	40ft / 12.3m	100ft / 30m			
6-21538	WF9F/H/I	41ft / 12.6m	100ft / 30m			
6-21539	WF10F/H/I	41ft / 12.6m	100ft / 30m			
InTouch Big Nasty 4D Sink Tip F/H/I/S3						
6-21934	WF5F/H/I/S3	39ft / 12m	90ft / 27.7m	Float / 1ips / 2ips / 3ips	Black / Gray / Green / Orange	MSRP: \$129.99
6-21935	WF6F/H/I/S3	39ft / 12m	100ft / 30m			
6-21936	WF7F/H/I/S3	40ft / 12.3m	100ft / 30m			
6-21937	WF8F/H/I/S3	40ft / 12.3m	100ft / 30m			
6-21938	WF9F/H/I/S3	41ft / 12.6m	100ft / 30m			
6-21939	WF10F/H/I/S3	41ft / 12.6m	100ft / 30m			
InTouch Big Nasty 4D Sink Tip F/I/S3/S5						
6-21945	WF6F/I/S3/S5	39ft / 12m	100ft / 30m	Float / 2ips / 3ips / 5ips	Black / Dk. Gray / Lt. Gray / Orange	MSRP: \$129.99
6-21946	WF7F/I/S3/S5	40ft / 12.3m	100ft / 30m			
6-21947	WF8F/I/S3/S5	40ft / 12.3m	100ft / 30m			
6-21948	WF9F/I/S3/S5	41ft / 12.6m	100ft / 30m			
6-21949	WF10F/I/S3/S5	41ft / 12.6m	100ft / 30m			



SINK TIP SERIES

InTouch StreamerTip



TECHNOLOGY:


-  ConnectCore
-  Extreme Slickness

FEATURES:

- Density Compensation (Sink 6 Only)
- DualTone
- Front Loop

InTouch StreamerTip

Example: WF8F/I
Overall Length: 90'



THE ULTIMATE RANGE OF sink tip lines for throwing streamers, with ultra-low stretch performance.

- Built with ultra-low stretch ConnectCore Technology for the maximum in sensitivity, control and performance
- Short, powerful head to load at close range
- Aggressive front taper easily cast large streamers
- Welded loops for superfast rigging

A series of lines with short, 10 ft sinking tips, specifically built for fly fishers that like to fish streamers out of a boat. A short, heavy head loads rods at close range, allowing anglers to make fast, one-shot casts. An aggressive, powerful front taper casts large conehead muddlers and bunny leech rigs with ease, while a welded loop on the front end allow anglers to change rigs quickly. Built with RIO's ultra-low stretch ConnectCore Technology and a supple coldwater coating, this line will not tangle off the reel.

Two different tip densities are available; the F/I has an intermediate tip that sinks about 1.5in per second, and is great for throwing streamers to the bank. The fast sinking type 6 tip sinks about 6in per second and is ideal when fast depth is required.

SKU	Size	Head Length	Overall Length	Sink Rate	Color	Price
InTouch StreamerTip F/I						
6-20821	WF5F/I	30ft / 9.1m	90ft / 27.4m	Float / 1.5ips	Gray / Yellow / Pale Green	MSRP: \$129.99
6-20822	WF6F/I	30ft / 9.1m	90ft / 27.4m			
6-20823	WF7F/I	30ft / 9.1m	90ft / 27.4m			
6-20824	WF8F/I	30ft / 9.1m	90ft / 27.4m			
InTouch StreamerTip F/S6						
6-20825	WF5F/S6	30ft / 9.1m	90ft / 27.4m	Float / 6ips	Black /White / Pale Green	MSRP: \$129.99
6-20826	WF6F/S6	30ft / 9.1m	90ft / 27.4m			
6-20827	WF7F/S6	30ft / 9.1m	90ft / 27.4m			
6-20828	WF8F/S6	30ft / 9.1m	90ft / 27.4m			

SINK TIP SERIES

InTouch VersiTip II



TECHNOLOGY:

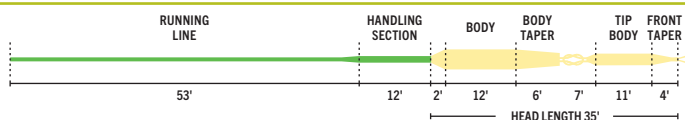
-  ConnectCore
-  AgentX
-  Extreme Slickness

FEATURES:

- Density Compensation (S3 & S6 only)
- DualTone
- Front Loop

InTouch VersiTip II

Example: WF8
Overall Length: 100'



A POWERFUL, INTERCHANGEABLE tip fly line, with ultra-low stretch performance.

- Built with ultra-low stretch ConnectCore Technology for the maximum in sensitivity, control and performance
- Powerful, easy casting design makes distance easy
- Supplied with a selection of interchangeable tips
- Welded loops on both ends of each tip for fast rigging

RIO's InTouch VersiTip II is a powerful, easy casting interchangeable tip fly line designed for the traveling angler. Built with RIO's ultra-low stretch ConnectCore Technology, each line comes with a selection of interchangeable tips that allow anglers to switch tips as fishing and water conditions change. A unique mending and handling section at the back end of the head enables anglers to mend effectively and control the way the fly fishes at range. Ultra strong, slim welded loops on both ends of each tip makes for super-fast rigging.

Each line is packaged with four 15ft tips:

- Floating – F (straw loop)
- Intermediate (1.5 – 2ips) – I (light gray loop)
- Type 3 Sink (3 – 4ips) – S3 (yellow loop)
- Type 6 Sink (6 – 7ips) – S6 (dark gray loop)

SKU	Size	Head Length	Overall Length	Sink Rate	Color	Price
InTouch VersiTip II						
6-20814	WF5	35ft / 10.7m	90ft / 27.4m	Float with 4 tips	Straw / Light Green	MSRP: \$249.99
6-20815	WF6	35ft / 10.7m	90ft / 27.4m			
6-20816	WF7	35ft / 10.7m	90ft / 27.4m			
6-20817	WF8	35ft / 10.7m	100ft / 30.5m			
6-20818	WF9	35ft / 10.7m	100ft / 30.5m			
6-20819	WF10	35ft / 10.7m	100ft / 30.5m			





SPECIALTY SERIES

InTouch Trout / Steelhead Indicator



TECHNOLOGY:

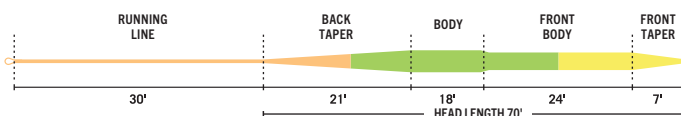
- ConnectCore
- Extreme Slickness
- AgentX

FEATURES:

- SureFire
- Front & Back Welded Loop

InTouch Trout / Steelhead Indicator

Example: WF8F
Overall Length: 100'



DESIGNED TO CAST INDICATOR RIGS with ease – perfect for the trout and steelhead angler

- Powerful front taper to cast indicator rigs
- Ultra-low stretch ConnectCore for maximum performance
- Long rear taper and head for mending and line control
- Supple, coldwater coating ensures no memory off the reel

The InTouch Trout/Steelhead Indicator line is designed for the river fly fisher that likes to fish indicator rigs with control and at long range. The line features a powerful front taper that has no problem turning over indicators, and a long body and back taper for stability at range, and for ease of mending. The line is built on RIO's ultra-low stretch ConnectCore for the minimum of stretch and the maximum in performance, and features RIO's SureFire, XS and AgentX Technologies.

SKU	Size	Head Length	Overall Length	Sink Rate	Color	Price
InTouch Trout/Steelhead Indicator						
6-21176	WF4F	58ft / 17.7m	90ft / 27.4m	Float	Yellow / Green / Melon	MSRP: \$129.99
6-21177	WF5F	61ft / 18.6m	90ft / 27.4m			
6-21178	WF6F	64ft / 19.5m	100ft / 30.5m			
6-21179	WF7F	67ft / 20.4m	100ft / 30.5m			
6-21180	WF8F	70ft / 21.3m	100ft / 30.5m			

SPECIALTY SERIES

InTouch Xtreme Indicator



TECHNOLOGY:

- ConnectCore
- MaxCast
- MaxFloat Tip
- AgentX

FEATURES:

- DualTone
- Front & Back Welded Loop
- EasyID

InTouch Xtreme Indicator

Example: WF6F
Overall Length: 100'



AN INCREDIBLY ADVANCED NYMPHING LINE, ideal for fishing indicators out of a boat

- Ultra-low stretch ConnectCore for maximum performance
- Short, easy loading head to throw all manner of indicator rigs
- Perfect for fishing out of a boat

The InTouch Xtreme Indicator line has been designed to be a very effective tool for anglers that fish nymphs and indicators out of a boat. The short head has a powerful front taper that casts indicator rigs with ease, and loads up with a single cast. Built with RIO's ultra-low stretch ConnectCore Technology, the line allows for intuitively better cast timing, easier line lifts and sharp, precise mends. Lack of stretch also means faster reaction time when setting the hook.

SKU	Size	Head Length	Overall Length	Sink Rate	Color	Price
InTouch Xtreme Indicator						
6-20224	WF5F	33ft / 10m	90ft / 27.4m	Float	Orange / Moss / Yellow	MSRP: \$129.99
6-20225	WF6F	33ft / 10m	90ft / 27.4m			
6-20226	WF7F	33ft / 10m	100ft / 30.5m			
6-20227	WF8F	33ft / 10m	100ft / 30.5m			
6-20228	WF9F	33ft / 10m	100ft / 30.5m			





SPECIALTY SERIES

InTouch
Pike / Musky

TECHNOLOGY:

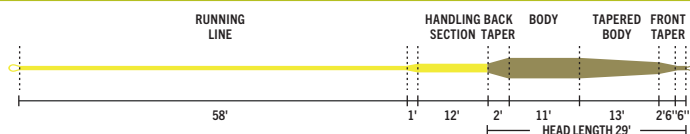
- ConnectCore
- AgentX
- Extreme Slickness

FEATURES:

- DualTone
- Front & Back Welded Loop

InTouch Pike / Musky

Example: WF11F
Overall Length: 100'

SPECIFICALLY DESIGNED FOR
the demands of the Pike/Musky fly fisher

- Ultra-low stretch ConnectCore for maximum sensitivity and performance
- Short, powerful front taper to easily cast typical streamers
- Heavier than the AFTMA standard to load powerful rods

RIO's InTouch Pike/Musky line has been specifically designed to meet the requirements of the modern pike and musky fly fisher. It features a short head and a powerful front taper that has no problem casting the biggest of streamers. The line is heavier than the industry standard to load powerful rods with ease, and is built with a supple, coldwater coating that features RIO's XS and AgentX technologies for the very best in performance. A range of densities are available to cover a multitude of conditions. Built with ultra-low stretch ConnectCore Technology for the maximum in sensitivity, control and performance.

SKU	Size	Head Length	Overall Length	Sink Rate	Color	Price
InTouch Pike / Musky F						
6-21032	WF8F	29ft / 8.8m	100ft / 30.5m	Float	Moss / Yellow	MSRP: \$129.99
6-21033	WF9F	29ft / 8.8m	100ft / 30.5m			
6-21034	WF10F	29ft / 8.8m	100ft / 30.5m			
6-21035	WF11F	29ft / 8.8m	100ft / 30.5m			
InTouch Pike / Musky F/I						
6-21036	WF8F/I	29ft / 8.8m	100ft / 30.5m	Float / 1.5ips	Gray / Yellow	MSRP: \$129.99
6-21037	WF9F/I	29ft / 8.8m	100ft / 30.5m			
6-21038	WF10F/I	29ft / 8.8m	100ft / 30.5m			
6-21039	WF11F/I	29ft / 8.8m	100ft / 30.5m			
InTouch Pike / Musky I/S6						
6-20556	WF8I/S6	29ft / 8.8m	100ft / 30.5m	1.5ips / 6.0ips	Black / Yellow	MSRP: \$129.99
6-20557	WF9I/S6	29ft / 8.8m	100ft / 30.5m			
6-20558	WF10I/S6	29ft / 8.8m	100ft / 30.5m			
6-20559	WF11I/S6	29ft / 8.8m	100ft / 30.5m			

SPECIALTY SERIES

InTouch
Big Nasty

TECHNOLOGY:

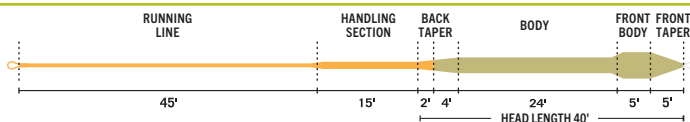
- ConnectCore
- Extreme Slickness
- AgentX

FEATURES:

- DualTone
- Front & Back Welded Loop

InTouch Big Nasty

Example: WF8F
Overall Length: 100'

DESIGNED TO CAST LARGE and heavy
flies with exceptional ease

- Short, powerful front taper to cast large and heavy flies
- Ultra-low stretch ConnectCore for maximum performance
- Heavier than the industry standard to load easily
- Supple, coldwater coating ensures no memory off the reel

The InTouch Big Nasty is designed specifically to cast large and heavy flies with exceptional ease. The line features a short, powerful front taper that has no problem casting weighted streamers and large terrestrial patterns, and is heavier than the industry standard to load modern rods quickly. The line is built on RIO's ultra-low stretch ConnectCore for the minimum of stretch and the maximum in performance, and features RIO's XS and AgentX technologies, as well as welded loops on both ends.

RIO's Lumalux line is a glow-in-the-dark line—perfect for fishing Hex patterns at night.

SKU	Size	Head Length	Overall Length	Sink Rate	Color	Price
InTouch Big Nasty						
6-21533	WF5F	39ft / 12m	100ft / 30.5m	Float	Moss / Orange	MSRP: \$129.99
6-21171	WF6F	40ft / 12.2m	100ft / 30.5m			
6-21172	WF7F	40ft / 12.2m	100ft / 30.5m			
6-21173	WF8F	40ft / 12.2m	100ft / 30.5m			
6-21174	WF9F	40ft / 12.2m	100ft / 30.5m			
6-21175	WF10F	40ft / 12.2m	100ft / 30.5m			
6-21652	WF6F	40ft/12.3m	100ft / 30.5m	Float	Lumalux	
6-21653	WF8F	40ft/12.3m	100ft / 30.5m			

SPECIALTY SERIES
InTouch
Big Nasty



SPECIALTY SERIES

InTouch Single Handed Spey



TECHNOLOGY:

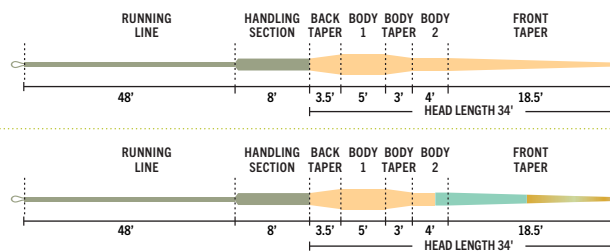
- ConnectCore
- MaxCast
- AgentX
- Multi Density Control (On F/H/I version only)

FEATURES:

- DualTone
- Front & Back Welded Loop

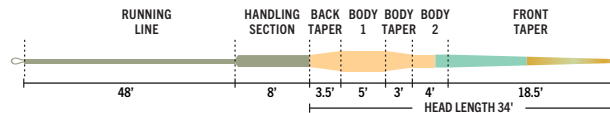
InTouch Single Handed Spey

Example: WF5F
Overall Length: 90'



InTouch Single Handed Spey 3D F/H/I

Example: WF5F/H/I
Overall Length: 90'



THE PERFECT LINE FOR ROLL, and single handed Spey casts

- Incredibly easy roll and overhead casting line design
- Ultra-low stretch core for maximum performance
- DualTone system to easily identify loading area
- Thick handling section lengthens out the head for stability and control

The InTouch Single Handed Spey line has been designed to be a fantastic tool for anglers that prefer/need to perform roll and single-handed Spey casts. The rear weight distribution loads a rod deeply in the tightest of quarters, allowing anglers to make long, effortless casts with obstacles close behind. Though primarily designed for roll casting, this line also performs exceptionally easy overhead casts with incredibly smooth loop control. Built on RIO's ultra-low stretch ConnectCore the line provides groundbreaking levels of sensitivity and performance.

The F/H/I version of this line has a triple-density (floating, hover, intermediate) coating, that is perfect for swinging soft hackles across fast, uneven flows, or for stripping streamers for autumn browns. The multi density coating ensures the fly stays down, yet easily allows for complex mends and line control.

SKU	Size	Head Length	Overall Length	Head Weight	Sink Rate	Color	Price
InTouch Single Handed Spey							
6-20657	WF3F	33ft / 10m	80ft / 24.4m	150gr	Float	Peach / Camo	MSRP: \$129.99
6-20656	WF4F	33ft / 10m	90ft / 27.4m	175gr			
6-20646	WF5F	33ft / 10m	90ft / 27.4m	200gr			
6-20647	WF6F	33ft / 10m	90ft / 27.4m	230gr			
6-20648	WF7F	33ft / 10m	90ft / 27.4m	260gr			
6-20649	WF8F	33ft / 10m	90ft / 27.4m	300gr			
InTouch Single Handed Spey 3D F/H/I							
6-21181	WF3F/H/I	33ft / 10m	80ft / 24.4m	150gr	Float / Lips / Zips	Clear Camo Glacial / Peach / Camo	MSRP: \$129.99
6-21182	WF4F/H/I	33ft / 10m	90ft / 27.4m	175gr			
6-21183	WF5F/H/I	33ft / 10m	90ft / 27.4m	200gr			
6-21184	WF6F/H/I	33ft / 10m	90ft / 27.4m	230gr			
6-21185	WF7F/H/I	33ft / 10m	90ft / 27.4m	260gr			
6-21186	WF8F/H/I	33ft / 10m	90ft / 27.4m	300gr			

SPECIALTY SERIES

InTouch Salmo / Steelhead



TECHNOLOGY:

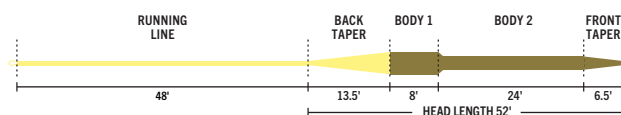
- ConnectCore
- AgentX
- Extreme Slickness

FEATURES:

- DualTone
- Front & Back Welded Loop

InTouch Salmo / Steelhead

Example: WF8F
Overall Length: 100'



SPECIFICALLY DESIGNED FOR THE DEMANDS of the steelhead and salmon fly fisher

- Ultra-low stretch ConnectCore for maximum sensitivity and performance
- Bullet front taper to cast typical steelhead and salmon flies
- Long head for great fly control & mending ability
- XS Technology for a superslick coating
- Welded loops for fast rigging

RIO's InTouch Salmo/Steelhead line has been specifically designed to meet the demands of the modern steelhead and salmon fly fisher. The long head and rear taper allow anglers to mend and control the fly at great distance when fishing the swing. A powerful bullet front taper ensures the line easily handles large steelhead and salmon flies, while the rear weight distribution makes this a great line for single handed roll and spey casting. The line is built with a supple coldwater coating that ensures the line remains tangle-free. Built with ultra-low stretch ConnectCore Technology for the maximum in sensitivity, control and performance.

SKU	Size	Head Length	Overall Length	Sink Rate	Color	Price
InTouch Salmo / Steelhead						
6-20215	WF6F	52ft / 15.8m	100ft / 30.5m	Float	Moss / Yellow	MSRP: \$129.99
6-20216	WF7F	52ft / 15.8m	100ft / 30.5m			
6-20217	WF8F	52ft / 15.8m	100ft / 30.5m			
6-20218	WF9F	52ft / 15.8m	100ft / 30.5m			
6-20219	WF10F	52ft / 15.8m	100ft / 30.5m			
InTouch Salmo / Steelhead F/S1						
6-21097	WF7F/S1	52ft / 15.8m	100ft / 30.5m	Float / lips	Glacial / Yellow	MSRP: \$129.99
6-21098	WF8F/S1	52ft / 15.8m	100ft / 30.5m			
6-21099	WF9F/S1	52ft / 15.8m	100ft / 30.5m			

The F/S1 option has a long "hover" (lips) super slow sinking head, seamlessly integrated into a floating rear taper and running line. This is a fantastic line for swinging just under the surface with small light flies that tend to skate and for windy days when the wind can affect the swing. It is a deadly line for Atlantic salmon and summer steelhead.



SPECIALTY SERIES

InTouch OutBound Short



TECHNOLOGY:

- ConnectCore
- Extreme Slickness

FEATURES:

- 35 - 80° F
2 - 27° C
- Density Compensation (Sinking Lines Only)
- DualTone
- Front & Back Welded Loop



InTouch OutBound Short

Example: WF8F
Overall Length: 100'



EXCEPTIONALLY POWERFUL, EASY CASTING, line built for maximum distance, with ultra-low stretch performance

- Ultra-low stretch ConnectCore for maximum performance
- Front loaded to cast large flies with ease
- Designed for easy distance
- XS Technology for a superslick coating
- Welded loops for fast rigging

RIO's InTouch OutBound Short series of lines are designed to cast large and heavy flies very long distances. Built with RIO's ultra-low stretch ConnectCore Technology. A short, aggressive front taper easily carries large, weighted streamers, while the powerful head design loads rods deeply and efficiently for effortless casts. A full range of densities make this a very versatile line series. Each line features RIO's XS Technology for super slick performance, and is built with a supple, coldwater coating that ensures the line remains tangle-free.

Six different densities make up this line series:

- A full floating line – F
- A floating line with ultra-slow sink "hover head" – F/S1
- A floating line with a 15ft intermediate tip – F/I
- A full intermediate line with a 30ft gray colored head – I
- An intermediate line with a 30ft medium sinking, type 3 (3in per second) head – I/S3
- An intermediate line with a 30ft fast sinking, type 6 (6in per second) head – I/S6

SKU	Size	Head Length	Overall Length	Sink Rate	Color	Price
InTouch OutBound Short F						
6-21224	WF5F	30ft / 9.1m	100ft / 30.5m	Float	Moss / Ivory	MSRP: \$129.99
6-21301	WF6F	30ft / 9.1m	100ft / 30.5m			
6-21302	WF7F	30ft / 9.1m	100ft / 30.5m			
6-21303	WF8F	30ft / 9.1m	100ft / 30.5m			
6-21304	WF9F	30ft / 9.1m	100ft / 30.5m			
6-21305	WF10F	30ft / 9.1m	100ft / 30.5m			
InTouch OutBound Short F/S1						
6-21221	WF6F/S1	30ft / 9.1m	100ft / 30.5m	Float / 1.0ips	Olive / Yellow	MSRP: \$129.99
6-21222	WF7F/S1	30ft / 9.1m	100ft / 30.5m			
6-21223	WF8F/S1	30ft / 9.1m	100ft / 30.5m			
InTouch OutBound Short F/I						
6-21306	WF5F/I	30ft / 9.1m	100ft / 30.5m	Float / 15ft Tip 1.5ips	Gray / Ivory / Green	MSRP: \$129.99
6-21307	WF6F/I	30ft / 9.1m	100ft / 30.5m			
6-21308	WF7F/I	30ft / 9.1m	100ft / 30.5m			
6-21309	WF8F/I	30ft / 9.1m	100ft / 30.5m			
6-21310	WF9F/I	30ft / 9.1m	100ft / 30.5m			
6-21311	WF10F/I	30ft / 9.1m	100ft / 30.5m			
InTouch OutBound Short I						
6-21312	WF6I	30ft / 9.1m	100ft / 30.5m	1.5 – 2.0ips	Gray / Yellow	MSRP: \$129.99
6-21313	WF7I	30ft / 9.1m	100ft / 30.5m			
6-21314	WF8I	30ft / 9.1m	100ft / 30.5m			
6-21315	WF9I	30ft / 9.1m	100ft / 30.5m			
6-21316	WF10I	30ft / 9.1m	100ft / 30.5m			
6-21317	WF11I	30ft / 9.1m	100ft / 30.5m			
6-21318	WF12I	30ft / 9.1m	100ft / 30.5m			
InTouch OutBound Short I/S3						
6-21319	WF6I/S3	30ft / 9.1m	100ft / 30.5m	1.5 / 3ips	Brown / Yellow	MSRP: \$129.99
6-21320	WF7I/S3	30ft / 9.1m	100ft / 30.5m			
6-21321	WF8I/S3	30ft / 9.1m	100ft / 30.5m			
6-21322	WF9I/S3	30ft / 9.1m	100ft / 30.5m			
6-21323	WF10I/S3	30ft / 9.1m	100ft / 30.5m			
InTouch OutBound Short I/S6						
6-21324	WF6I/S6	30ft / 9.1m	100ft / 30.5m	1.5 / 6.0ips	Black / Gray	MSRP: \$129.99
6-21325	WF7I/S6	30ft / 9.1m	100ft / 30.5m			
6-21326	WF8I/S6	30ft / 9.1m	100ft / 30.5m			
6-21327	WF9I/S6	30ft / 9.1m	100ft / 30.5m			
6-21328	WF10I/S6	30ft / 9.1m	100ft / 30.5m			

SPECIALTY SERIES

Smallmouth Bass



TECHNOLOGY:

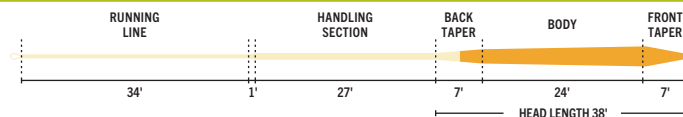
- AgentX
- Extreme Slickness

FEATURES:

- DualTone
- Front & Back Welded Loop

Smallmouth Bass

Example: WF7F
Overall Length: 100'



SPECIFICALLY DESIGNED FOR the demands of the bass fly fisher

- Powerful front taper that cast Clousers and bass bugs with ease
- Unique "handling" section for perfect fly control
- Hard coating that will not wilt in summer heat

RIO's Smallmouth line has been specifically designed to meet the demands of the modern bass fly fisher. The weight distribution and powerful front taper easily casts typical Clouser and Bass bug flies, while a unique handling section at the back of the head allows anglers to mend and control the fly effectively. The line is built with a hard, warm water coating that withstands typical summer heat, and ensures the line shoots through the guides with ease.

SKU	Size	Head Length	Overall Length	Sink Rate	Color	Price
Smallmouth Bass						
6-20274	WF6F	38ft / 11.5m	100ft / 30.5m	Float	Bronze / Beige	MSRP: \$104.99
6-20275	WF7F	38ft / 11.5m	100ft / 30.5m			
6-20276	WF8F	38ft / 11.5m	100ft / 30.5m			





SPECIALTY SERIES

InTouch Stillwater Floater



TECHNOLOGY:

- ConnectCore
- MaxCast
- MaxFloat Tip
- AgentX

FEATURES:

- HangMarker
- DualTone
- Front & Back Welded Loop

InTouch Stillwater Floater

Example: WF6F
Overall Length: 100'



THE PERFECT FLOATING LINE, for the lake angler, with ultra-low stretch performance

- Easily casts long leaders, and multi fly rigs
- Designed to lift and turn over stillwater indicator rigs
- Ultra-low stretch core for maximum performance
- Built with a supple, coldwater core that will not tangle

RIO's InTouch Stillwater Floater is the perfect all-around floating line for the lake angler. The line is designed to easily cast long leaders and multi-fly set ups, as well as to turnover indicators rigs. The ultra-low stretch ConnectCore provides incredible levels of sensitivity for enhanced detection of subtle takes, faster reaction time when setting the hook and more control when playing a fish. Whether fishing from a boat or the shore, this line will get the job done.

SKU	Size	Head Length	Overall Length	Sink Rate	Color	Price
InTouch Stillwater Floater						
6-21366	WF5F	49ft / 14.9m	90ft / 27.4m	Float	Green / Yellow	MSRP: \$129.99
6-21367	WF6F	49.5ft / 15.1m	100ft / 30.5m			
6-21368	WF7F	50ft / 15.2m	100ft / 30.5m			
6-21369	WF8F	50.5ft / 15.3m	100ft / 30.5m			

SPECIALTY SERIES

FIPS Euro Nymph



TECHNOLOGY:

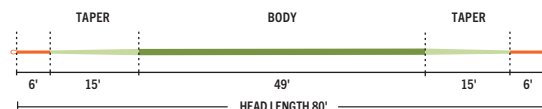
- Extreme Slickness

FEATURES:

- Front & Back Welded Loop

FIPS Euro Nymph

Example: #2-5
Overall Length: 80'



THE PERFECT LINE FOR CZECH, Polish and French style nymphing

- Ultra-thin, incredibly light line for the utmost in sensitivity
- Highly visible tip for detecting the subtlest of takes
- Approved & endorsed by FIPS Mouché as "Competition Legal"
- Low-stretch core

RIO's Euro Nymph line has been thoroughly vetted and approved by FIPS Mouché as "Competition Legal". A system of special marks on the line has been endorsed and approved by FIPS Mouché, ensuring that competitive anglers do not have to waste valuable fishing time by having their line checked during competition hours.

SKU	Size	Head Length	Overall Length	Sink Rate	Color	Price
FIPS Euro Nymph						
6-20174	#2-5	80ft / 24.4m	80ft / 24.4m	Float	Orange / Sage / Olive	MSRP: \$79.99

The Euro Nymph line was designed by Steve Parrot to satisfy the need for a one size fits all European style nymphing line that is competition legal. The line is built on a thin diameter, low stretch, supple core to maximize sensitivity and allow for lightning fast hook sets, while a highly visible tip helps anglers detect the slightest of strikes. This line is designed specifically for European style nymphing techniques, such as "French", "Czech", "Polish" and "Spanish" styles.



SPECIALTY SERIES

Euro Nymph Shorty



TECHNOLOGY:

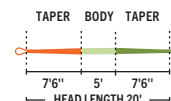
- Extreme Slickness

FEATURES:

- Front & Back Welded Loop

Euro Nymph Shorty

Example: #2-5
Overall Length: 20'



ULTRA-THIN, SUPER-SENSITIVE FLY LINE, designed for converting a regular fly line into a Euro Nymph line

RIO's Euro Nymph Shorty is an ultra-thin, super-sensitive fly line designed for Euro nymphing. The line is deliberately made short (20 feet) so it can be added to the front end of a regular fly line utilizing the thin welded loop on each end. The idea is that anglers can fish their normal fly fishing style with their regular trout line, and when they come to a run they want to fish Euro nymph style, they simply loop the Shorty on and start nymphing. Quick, easy and no need for an extra rod or reel.

SKU	Size	Head Length	Overall Length	Sink Rate	Color	Price
Euro Nymph Shorty						
6-20689	#2-5	20ft / 6.1m	20ft / 6.1m	Float	Orange / Sage / Olive	MSRP: \$39.99



LAKE SERIES InTouch Sub-Surface



TECHNOLOGY:


- ConnectCore
- Extreme Slickness

FEATURES:

- Hang Marker*
- Front Loop
- *Not on all lines

InTouch Midge Tip Long

Example: WF8F/I
Overall Length: 100'



InTouch CamoLux and Hover

Example: WF7I
Overall Length: 100'



THE MOST INCREDIBLY ADVANCED range of sub-surface lines ever made.

- Ultra-low stretch ConnectCore for the ultimate in sensitivity and lightning fast hook sets
- Hang Marker helps indicate when to cast
- Short, front loaded head for easy casting and maximum distance

RIO's InTouch Sub-surface lines are built on an ultra-low stretch core for incredible sensitivity to the take and lightning-fast hook sets. A range of densities ensure anglers are covered for all fishing situations and conditions, and the supple core and coating keeps the lines relaxed and tangle-free. A hang marker (not on MidgeTip Long) helps anglers gauge when to cast or when to fish the "hang" and a welded loop in the front end allows for fast rigging.

The ultra-slow sinking hover line sinks at less than 1' per second and is a fantastic line for fishing just under the surface, particularly on windy days when a floating line is difficult to control.

SKU	Size	Head Length	Overall Length	Sink Rate	Color	Price
InTouch Midge Tip Long						
6-20895	WF5F/I	37ft / 11.2m	90ft / 27.4m	Float / 1.5ips	Camo Tip / Melon	MSRP: \$129.99
6-20896	WF6F/I	38ft / 11.5m	90ft / 27.4m			
6-20897	WF7F/I	39ft / 11.8m	100ft / 30.5m			
6-20898	WF8F/I	40ft / 12.1m	100ft / 30.5m			
InTouch CamoLux						
6-20727	WF4I	30ft / 9m	90ft / 27.4m	1.5 – 2.0ips	Clear Camo	MSRP: \$129.99
6-20728	WF5I	30ft / 9m	90ft / 27.4m			
6-20729	WF6I	30ft / 9m	90ft / 27.4m			
6-20730	WF7I	30ft / 9m	100ft / 30.5m			
6-20731	WF8I	30ft / 9m	100ft / 30.5m			
InTouch Hover						
6-20551	WF5S1	30ft / 9m	90ft / 27.4m	1.0ips	Gray / Olive	MSRP: \$129.99
6-20552	WF6S1	30ft / 9m	90ft / 27.4m			
6-20553	WF7S1	30ft / 9m	100ft / 30.5m			
6-20554	WF8S1	30ft / 9m	100ft / 30.5m			

LAKE SERIES Sub-Surface



TECHNOLOGY:

- Extreme Slickness

FEATURES:

- Front Loop

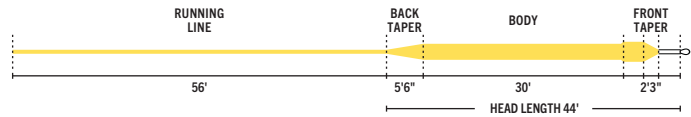
AquaLux II

Example: WF6I
Overall Length: 100'



Midge Tip

Example: WF7F/I
Overall Length: 100'



CamoLux

Example: WF5I
Overall Length: 90'



A FANTASTIC RANGE OF sub-surface fly lines designed for the lake angler

- Powerful, front loaded head for easy casting and maximum distance
- Range of densities – perfect for fishing in the top layers of the water column
- Unique taper profiles, custom designed for each line

The most effective fish catching zone in the majority of lakes is within the top 6 feet of the water column. RIO's Sub-surface lake lines are deadly effective on windy days and when fishing in shallow bays, close to lake shores and over the top of weed beds. Each line is built with a supple coldwater core and coating and features a welded loop in the front end for fast rigging.

The AquaLux II is a full intermediate line, that sinks between 1.5-2ips and has a clear head.

The MidgeTip is a full floating line with a 3ft long clear intermediate tip. It is an extremely effective line when fishing nymphs and buzzers on lakes.

The CamoLux is a full intermediate line, that sinks between 1.5-2ips and is clear camo in color.

SKU	Size	Head Length	Overall Length	Sink Rate	Color	Price
AquaLux II						
6-20431	WF4I	30ft / 9.1m	90ft / 27.4m	1.5 – 2.0ips	Clear / Translucent Green	MSRP: \$104.99
6-20432	WF5I	30ft / 9.1m	90ft / 27.4m			
6-20433	WF6I	30ft / 9.1m	90ft / 27.4m			
6-20434	WF7I	30ft / 9.1m	100ft / 30.5m			
6-20435	WF8I	30ft / 9.1m	100ft / 30.5m			
MidgeTip						
6-20891	WF5F/I	40ft / 12.2m	90ft / 27.4m	Float / 1.5ips	Clear Tip / Yellow	MSRP: \$104.99
6-20892	WF6F/I	40ft / 12.2m	90ft / 27.4m			
6-20893	WF7F/I	44ft / 13.4m	100ft / 30.5m			
6-20894	WF8F/I	44ft / 13.4m	100ft / 30.5m			
CamoLux						
6-20784	WF3I	36ft/10.9m	80ft / 24.4m	1.5 – 2.0ips	Clear Camo	MSRP: \$104.99
6-20785	WF4I	37ft/11.2m	90ft / 27.4m			
6-20786	WF5I	38ft/11.5m	90ft / 27.4m			
6-20787	WF6I	39ft/11.8m	90ft / 27.4m			
6-20788	WF7I	40ft/12.2m	90ft / 27.4m			
6-20789	WF8I	41ft/12.5m	90ft / 27.4m			





LAKE SERIES

Fathom Sinking Lines



TECHNOLOGY:

Extreme Slickness

FEATURES:

- HangMarker
- DualTone
- Density Compensation (not on Type 7)
- Front & Back Welded Loop
- EasyID

Fathom Sinking Lines

Example: WF7S6
Overall Length: 105'




A COMPLETE SERIES OF SINKING LINES DESIGNED for easy distance and complete fly control

- Easy casting, fast loading head for minimum false casts and quick distance
- Hang Marker shows where to fish "The Hang"
- Density Compensation for complete depth control
- Built on a supple core that will not tangle

RIO's Fathom Lines are a series of sinking lines designed specifically for the lake angler. Each line has a short, quick-loading head for minimizing the number of false casts, and for quick, easy distance, and a color contrast between the head and the running line to easily show the line's loading point. In addition, each line is built with a Hang Marker that shows anglers when to stop stripping, and when to fish the "hang", and features RIO's "Density Compensation" (except type 7) for complete fly control.

EasyID on the Hang Marker



SKU	Size	Head Length	Overall Length	Sink Rate	Color	Price
Fathom 3						
6-19185	WF5S3	35ft / 10.7m	105ft / 32m	3ips	Black / Blue	MSRP: \$104.99
6-19186	WF6S3	35ft / 10.7m	105ft / 32m			
6-19187	WF7S3	35ft / 10.7m	105ft / 32m			
6-19188	WF8S3	35ft / 10.7m	105ft / 32m			
Fathom 5						
6-19189	WF5S5	35ft / 10.7m	105ft / 32m	5ips	Black / Maroon	MSRP: \$104.99
6-19190	WF6S5	35ft / 10.7m	105ft / 32m			
6-19191	WF7S5	35ft / 10.7m	105ft / 32m			
6-19192	WF8S5	35ft / 10.7m	105ft / 32m			
Fathom 6						
6-19193	WF5S6	35ft / 10.7m	105ft / 32m	6ips	Black / Green	MSRP: \$104.99
6-19194	WF6S6	35ft / 10.7m	105ft / 32m			
6-19195	WF7S6	35ft / 10.7m	105ft / 32m			
6-19196	WF8S6	35ft / 10.7m	105ft / 32m			
Fathom 7						
6-19197	WF6S7	35ft / 10.7m	105ft / 32m	7ips	Black / Gray	MSRP: \$104.99
6-19198	WF7S7	35ft / 10.7m	105ft / 32m			
6-19199	WF8S7	35ft / 10.7m	105ft / 32m			

LAKE SERIES

Fathom CleanSweep Sinking Lines



TECHNOLOGY:

Extreme Slickness

FEATURES:

- HangMarker
- DualTone
- Front & Back Welded Loop
- EasyID

Fathom CleanSweep

Example: WF7S4/S6/I
Overall Length: 105'




A COMPLETE SERIES OF "SWEEP" STYLE SINKING LINES designed for easy distance

- Easy casting, fast loading head for minimum false casts and quick distance
- Hang Marker shows where to fish "The Hang"
- Built on a supple core that will not tangle

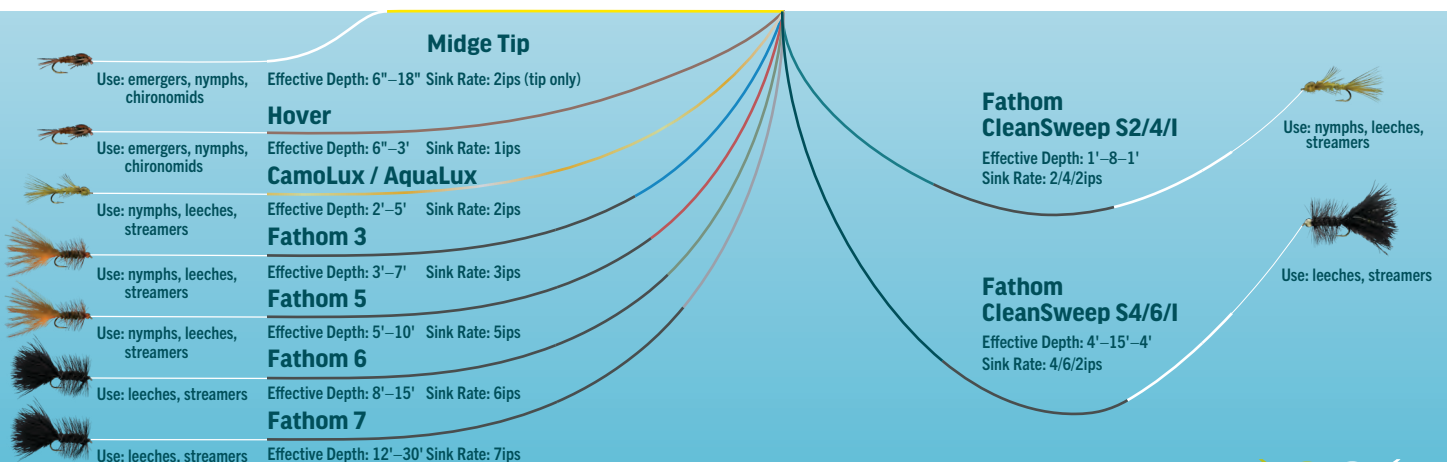
RIO's CleanSweep Lines are a series of sinking lines built with a clear intermediate front end, seamlessly attached to a faster sinking body section and then to a slower sinking running line. This blend of sink rates results in a deadly fly path through the water, with the line "sweeping" the depths during a retrieve - from the surface, to deep, and back to the surface again - covering a multitude of depths with each cast. Each line has a short, quick-loading head for minimizing the number of false casts, and a Hang Marker that shows anglers when to stop stripping.

SKU	Size	Head Length	Overall Length	Sink Rate	Color	Price
Fathom CleanSweep Slow						
6-21154	WF5S2/S4/I	35ft / 10.7m	105ft / 32m	2ips / 4ips / 1.5ips	Clear / Black / Light Aqua	MSRP: \$104.99
6-21155	WF6S2/S4/I	35ft / 10.7m	105ft / 32m			
6-21156	WF7S2/S4/I	35ft / 10.7m	105ft / 32m			
6-21157	WF8S2/S4/I	35ft / 10.7m	105ft / 32m			
Fathom CleanSweep Fast						
6-21158	WF6S4/S6/I	35ft / 10.7m	105ft / 32m	4ips / 6ips / 1.5ips	Clear / Black / Dark Aqua	MSRP: \$104.99
6-21159	WF7S4/S6/I	35ft / 10.7m	105ft / 32m			
6-21160	WF8S4/S6/I	35ft / 10.7m	105ft / 32m			

EasyID on the line tip



Sinking Line Chart



TROPICAL SERIES
**DirectCore
Jungle Series**



TECHNOLOGY:

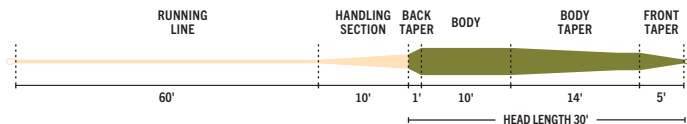
- DirectCore
- Extreme Slickness

FEATURES:

- DualTone
- Front & Back Welded Loop

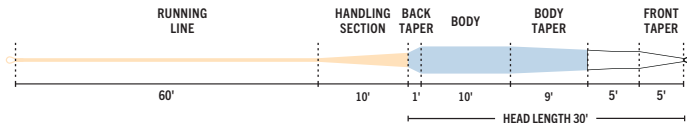
DirectCore Jungle Series

Example: WF9F
Overall Length: 100'



DirectCore Jungle Series F/I

Example: WF9F/I
Overall Length: 100'



SPECIFICALLY DESIGNED FOR ANGLERS FISHING IN TROPICAL HEAT with multiple density options to cover all species

- Powerful front taper that delivers larger flies with exceptional ease
- Perfect for "jungle" species such as Peacock Bass, Dorado and Pacu
- Easy annealing, low-memory core that lays perfectly straight
- Hard, tropical coating that will not wilt in the heat

RIO's Jungle Series of fly lines are designed to withstand the heat of tropical and jungle destinations. Each line is built on RIO's low-memory DirectCore that is extremely easy to anneal (stretch) and lies perfectly straight on the water, yet retains the stiffness needed to cast in hot conditions. Each line has a short, quick-loading head that will easily cast and turnover typical large flies, and a range of density options ensures anglers are covered for all species, conditions and waters.

The F/I has a floating running line, with a 30ft intermediate head, of which the front 10ft is clear.

The F/S3 is a floating line with the front 20ft of type 3 sinking (3-4" ips).

The F/S6 is a floating line with the front 20ft of type 6 sinking (6-7" ips)

The core strength of this line is as follows:

WF6 – WF7 = 30lb
WF8 = 40lb
WF9 – WF10 = 50lb

SKU	Size	Head Length	Overall Length	Sink Rate	Color	Price
DirectCore Jungle Series						
6-19099	WF6F	30ft / 9.1m	100ft / 30m	Float	Green / Pale Orange	MSRP: \$159.99
6-19100	WF7F	30ft / 9.1m	100ft / 30m			
6-19101	WF8F	30ft / 9.1m	100ft / 30m			
6-19102	WF9F	30ft / 9.1m	100ft / 30m			
6-19103	WF10F	30ft / 9.1m	100ft / 30m			
DirectCore Jungle Series F/I						
6-19104	WF7F/I	30ft / 9.1m	100ft / 30m	Float / 1.5ips	Clear / Blue / Pale Orange	MSRP: \$159.99
6-19105	WF8F/I	30ft / 9.1m	100ft / 30m			
6-19106	WF9F/I	30ft / 9.1m	100ft / 30m			
6-19107	WF10F/I	30ft / 9.1m	100ft / 30m			
DirectCore Jungle Series F/S3						
6-19108	WF8F/S3	30ft / 9.1m	100ft / 30m	Float / 3ips	Brown / Pale Orange	MSRP: \$159.99
6-19109	WF9F/S3	30ft / 9.1m	100ft / 30m			
6-19110	WF10F/S3	30ft / 9.1m	100ft / 30m			
DirectCore Jungle Series F/S6						
6-19111	WF8F/S6	30ft / 9.1m	100ft / 30m	Float / 6ips	Black / Pale Orange	MSRP: \$159.99
6-19112	WF9F/S6	30ft / 9.1m	100ft / 30m			
6-19113	WF10F/S6	30ft / 9.1m	100ft / 30m			



AVID SERIES Trout



TECHNOLOGY:

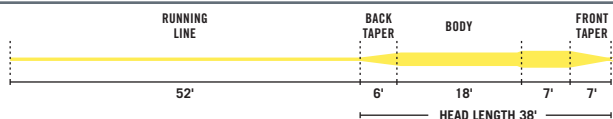
- AgentX
- Extreme Slickness

FEATURES:

- Front Loop (WF Floating Only)


Avid Trout Weight Forward

Example: WF5F
Overall Length: 90'



Avid Trout 24ft Sink Tip

Example: 150gr
Overall Length: 90'



DEVELOPED WITH TAPERS and technology that enhance the fly fishing experience

- Slightly heavier, easy casting lines for a multitude of situations
- Short, powerful front taper for good presentation and turnover
- Welded loop on the front end to allow for fast and easy rigging

RIO's Avid series of fly lines were developed for the keen fly fisher with tapers and technology that enhance the fly fishing experience. The lines are designed for easy casting performance, with slightly heavier and shorter head lengths. Each line is built on a supple memory-free core, and has a super slick coating for easy distance. A welded loop on the front end allows anglers to rig easily (not on sink tips).

SKU	Size	Head Length	Overall Length	Sink Rate	Color	Price
Avid Trout Weight Forward						
6-20128	WF3F	36ft / 10.9m	80ft / 24.4m	Float	Pale Yellow	MSRP: \$79.99
6-20129	WF4F	37ft / 11.2m	80ft / 24.4m			
6-20130	WF5F	38ft / 11.5m	90ft / 27.4m			
6-20131	WF6F	39ft / 11.8m	90ft / 27.4m			
6-20132	WF7F	40ft / 12.1m	90ft / 27.4m			
6-20133	WF8F	41ft / 12.5m	90ft / 27.4m			
Avid Trout 24ft Sinking Tip						
6-20145	150gr	33ft / 10m	90ft / 27.4m	Float / 4.7ips	Black/Pale Yellow	MSRP: \$79.99
6-20146	200gr	33ft / 10m	90ft / 27.4m	Float / 5.5ips		
6-20147	250gr	33ft / 10m	90ft / 27.4m	Float / 6.4ips		
6-20148	300gr	33ft / 10m	90ft / 27.4m	Float / 7.3ips		
6-20149	350gr	33ft / 10m	90ft / 27.4m	Float / 8.0ips		

MAINSTREAM SERIES Bass




TECHNOLOGY:

- AgentX
- Extreme Slickness

Mainstream Bass

Example: WF9F
Overall Length: 80'



TARGETED TO THE OVERALL needs of the average fly fisher

- Slightly heavier, easy casting lines for a multitude of situations
- Short, powerful front taper for good presentation and turnover

RIO's Mainstream bass fly lines have been developed to meet the overall needs of the average and novice fly fisher, and are designed to optimize rod performance with slightly heavier and shorter head lengths. Every Mainstream line undergoes the same rigorous production processes and quality control standards as all RIO fly lines, and is made in RIO's Idaho manufacturing facility. Each bass line is built with a warm water coating over a supple memory-free core, for the best in performance.

SKU	Size	Head Length	Overall Length	Sink Rate	Color	Price
Mainstream Bass						
6-20769	WF6F	35ft / 10.7m	80ft / 24.4m	Float	Yellow	MSRP: \$54.99
6-20766	WF7F	35ft / 10.7m	80ft / 24.4m			
6-20767	WF8F	35ft / 10.7m	80ft / 24.4m			
6-20768	WF9F	35ft / 10.7m	80ft / 24.4m			
6-20770	WF10F	36ft / 11m	80ft / 24.4m			





MAINSTREAM SERIES

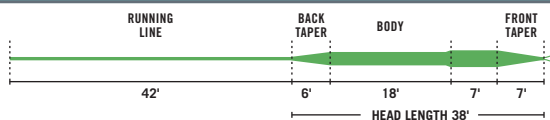
Trout



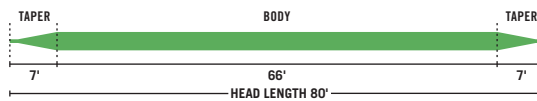
TECHNOLOGY:

Extreme Slickness

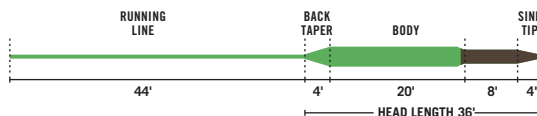
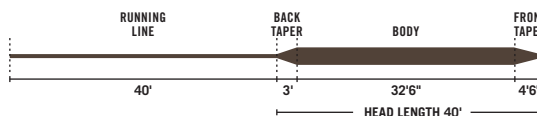
FEATURES:

→ Front Loop
(WF Floating Only)Mainstream Trout WF Floating,
IntermediateExample: WF5F
Overall Length: 80'

Mainstream DT Floating

Example: DT5F
Overall Length: 80'

Mainstream Sink Tip

Example: WF6F/S3
Overall Length: 80'Mainstream Type 3 &
Type 6 Full SinkExample: WF6S3
Overall Length: 80'

TARGETED TO THE OVERALL needs of the average fly fisher

- Slightly heavier, easy casting lines for a multitude of situations
- Short, powerful front taper for good presentation and turnover

RIO's Mainstream series of fly lines have been developed to meet the overall needs of the average and novice fly fisher, and are designed to optimize rod performance with slightly heavier and shorter head lengths.

SKU	Size	Head Length	Overall Length	Sink Rate	Color	Price
Mainstream Trout WF						
6-20740	WF3F	36ft / 10.9m	80ft / 24.4m	Float	Lemon Green	MSRP: \$54.99
6-20741	WF4F	37ft / 11.2m	80ft / 24.4m			
6-20742	WF5F	38ft / 11.5m	80ft / 24.4m			
6-20743	WF6F	39ft / 11.8m	80ft / 24.4m			
6-20744	WF7F	40ft / 12.1m	80ft / 24.4m			
6-20745	WF8F	41ft / 12.5m	80ft / 24.4m			
Mainstream Trout DT						
6-20749	DT3F	80ft / 24.4m	80ft / 24.4m	Float	Lemon Green	MSRP: \$54.99
6-20750	DT4F	80ft / 24.4m	80ft / 24.4m			
6-20751	DT5F	80ft / 24.4m	80ft / 24.4m			
6-20752	DT6F	80ft / 24.4m	80ft / 24.4m			
Mainstream Intermediate						
6-21213	WF4I	37ft / 11.2m	80ft / 24.4m	1.5 – 2ips	Clear	MSRP: \$54.99
6-21214	WF5I	38ft / 11.5m	80ft / 24.4m			
6-21215	WF6I	39ft / 11.8m	80ft / 24.4m			
6-21216	WF7I	40ft / 12.1m	80ft / 24.4m			
6-21217	WF8I	41ft / 12.5m	80ft / 24.4m			
Mainstream Sink Tip						
6-20829	WF4F/S3	36ft / 11m	80ft / 24.4m	Float / 3ips	Brown /Lemon Green	MSRP: \$54.99
6-20830	WF5F/S3	36ft / 11m	80ft / 24.4m			
6-20831	WF6F/S3	36ft / 11m	80ft / 24.4m			
6-20832	WF7F/S3	36ft / 11m	80ft / 24.4m			
6-20833	WF8F/S3	36ft / 11m	80ft / 24.4m			
Mainstream Type 3 Full Sink						
6-20370	WF4S3	38ft / 11.6m	80ft / 24.4m	3 – 4ips	Brown	MSRP: \$54.99
6-20371	WF5S3	38ft / 11.6m	80ft / 24.4m			
6-20372	WF6S3	40ft / 12.2m	80ft / 24.4m			
6-20373	WF7S3	42ft / 12.8m	80ft / 24.4m			
6-20374	WF8S3	42ft / 12.8m	80ft / 24.4m			
Mainstream Type 6 Full Sink						
6-20734	WF4S6	38ft / 11.6m	80ft / 24.4m	6 – 7ips	Black	MSRP: \$54.99
6-20735	WF5S6	38ft / 11.6m	80ft / 24.4m			
6-20736	WF6S6	40ft / 12.2m	80ft / 24.4m			
6-20737	WF7S6	42ft / 12.8m	80ft / 24.4m			
6-20738	WF8S6	42ft / 12.8m	80ft / 24.4m			



FRESHWATER Leaders





Powerflex® Plus

TAPERED LEADER



Powerflex Plus Trout Leaders are the strongest trout leaders ever made, with tensile strengths up to 20% more than regular leaders. A technical modification of the nylon copolymer formulation has resulted in prodigious strength increase, without compromising the knot strength or suppleness. Simply put, these are the strongest, most reliable trout leaders ever made. Available in Single, 2-pack and 3-pack options.

- Incredible strength to diameter ratio
- Soft material for high knot strength
- High-performance taper

IDEAL FOR:

- Dry Flies
- Soft Hackles
- Nymph / Indicator Rigs
- Streamers

SKU	Size	Length	Test	Diameter	Price
Powerflex Plus 7.5ft Leader - Single					
6-24570	7.5ft / 7X	7.5ft / 2.3m	2.75lb / 1.3kg	0.004in / 0.102mm	MSRP: \$7.99
6-24571	7.5ft / 6X	7.5ft / 2.3m	4lb / 1.8kg	0.005in / 0.127mm	
6-24572	7.5ft / 5X	7.5ft / 2.3m	6lb / 2.7kg	0.006in / 0.152mm	
6-24573	7.5ft / 4X	7.5ft / 2.3m	7.5lb / 3.4kg	0.007in / 0.178mm	
6-24574	7.5ft / 3X	7.5ft / 2.3m	9.5lb / 4.3kg	0.008in / 0.203mm	
6-24575	7.5ft / 2X	7.5ft / 2.3m	12lb / 5.5kg	0.009in / 0.229mm	
6-24576	7.5ft / 1X	7.5ft / 2.3m	15lb / 6.8kg	0.010in / 0.254mm	
6-24577	7.5ft / 0X	7.5ft / 2.3m	18lb / 8.2kg	0.011in / 0.279mm	
Powerflex Plus 9ft Leader - Single					
6-24578	9ft / 7X	9ft / 2.7m	2.75lb / 1.3kg	0.004in / 0.102mm	MSRP: \$7.99
6-24579	9ft / 6X	9ft / 2.7m	4lb / 1.8kg	0.005in / 0.127mm	
6-24580	9ft / 5X	9ft / 2.7m	6lb / 2.7kg	0.006in / 0.152mm	
6-24581	9ft / 4X	9ft / 2.7m	7.5lb / 3.4kg	0.007in / 0.178mm	
6-24582	9ft / 3X	9ft / 2.7m	9.5lb / 4.3kg	0.008in / 0.203mm	
6-24583	9ft / 2X	9ft / 2.7m	12lb / 5.5kg	0.009in / 0.229mm	
6-24584	9ft / 1X	9ft / 2.7m	15lb / 6.8kg	0.010in / 0.254mm	
6-24585	9ft / 0X	9ft / 2.7m	18lb / 8.2kg	0.011in / 0.279mm	

Powerflex Plus 7.5ft Leader - 2 Pack					
6-24400	7.5ft / 7X	7.5ft / 2.3m	2.75lb / 1.3kg	0.004in / 0.102mm	MSRP: \$7.99
6-24401	7.5ft / 6X	7.5ft / 2.3m	4lb / 1.8kg	0.005in / 0.127mm	
6-24402	7.5ft / 5X	7.5ft / 2.3m	6lb / 2.7kg	0.006in / 0.152mm	
6-24403	7.5ft / 4X	7.5ft / 2.3m	7.5lb / 3.4kg	0.007in / 0.178mm	
6-24404	7.5ft / 3X	7.5ft / 2.3m	9.5lb / 4.3kg	0.008in / 0.203mm	
6-24405	7.5ft / 2X	7.5ft / 2.3m	12lb / 5.5kg	0.009in / 0.229mm	
6-24406	7.5ft / 1X	7.5ft / 2.3m	15lb / 6.8kg	0.010in / 0.254mm	
6-24407	7.5ft / 0X	7.5ft / 2.3m	18lb / 8.2kg	0.011in / 0.279mm	
Powerflex Plus 9ft Leader - 2 Pack					
6-24408	9ft / 7X	9ft / 2.7m	2.75lb / 1.3kg	0.004in / 0.102mm	MSRP: \$7.99
6-24409	9ft / 6X	9ft / 2.7m	4lb / 1.8kg	0.005in / 0.127mm	
6-24410	9ft / 5X	9ft / 2.7m	6lb / 2.7kg	0.006in / 0.152mm	
6-24411	9ft / 4X	9ft / 2.7m	7.5lb / 3.4kg	0.007in / 0.178mm	
6-24412	9ft / 3X	9ft / 2.7m	9.5lb / 4.3kg	0.008in / 0.203mm	
6-24413	9ft / 2X	9ft / 2.7m	12lb / 5.5kg	0.009in / 0.229mm	
6-24414	9ft / 1X	9ft / 2.7m	15lb / 6.8kg	0.010in / 0.254mm	
6-24415	9ft / 0X	9ft / 2.7m	18lb / 8.2kg	0.011in / 0.279mm	
Powerflex Plus 12ft Leader - 2 Pack					
6-24416	12ft / 7X	12ft / 3.7m	2.75lb / 1.3kg	0.004in / 0.102mm	MSRP: \$7.99
6-24417	12ft / 6X	12ft / 3.7m	4lb / 1.8kg	0.005in / 0.127mm	
6-24418	12ft / 5X	12ft / 3.7m	6lb / 2.7kg	0.006in / 0.152mm	
6-24419	12ft / 4X	12ft / 3.7m	7.5lb / 3.4kg	0.007in / 0.178mm	
6-24420	12ft / 3X	12ft / 3.7m	9.5lb / 4.3kg	0.008in / 0.203mm	
6-24421	12ft / 2x	12ft / 3.7m	12lb / 5.5kg	0.009in / 0.229mm	
6-24422	12ft / 1x	12ft / 3.7m	15lb / 6.8kg	0.010in / 0.254mm	
6-24423	12ft / 0x	12ft / 3.7m	18lb / 8.2kg	0.011in / 0.279mm	

Powerflex Plus 7.5ft Leader - 3 Pack					MSRP: \$19.99
6-24586	7.5ft / 6X	7.5ft / 2.3m	4lb / 1.8kg	0.005in / 0.127mm	
6-24587	7.5ft / 5X	7.5ft / 2.3m	6lb / 2.7kg	0.006in / 0.152mm	
6-24588	7.5ft / 4X	7.5ft / 2.3m	7.5lb / 3.4kg	0.007in / 0.178mm	
6-24589	7.5ft / 3X	7.5ft / 2.3m	9.5lb / 4.3kg	0.008in / 0.203mm	
Powerflex Plus 9ft Leader - 3 Pack					MSRP: \$19.99
6-24590	9ft / 6X	9ft / 2.7m	4lb / 1.8kg	0.005in / 0.127mm	
6-24591	9ft / 5X	9ft / 2.7m	6lb / 2.7kg	0.006in / 0.152mm	
6-24592	9ft / 4X	9ft / 2.7m	7.5lb / 3.4kg	0.007in / 0.178mm	
6-24593	9ft / 3X	9ft / 2.7m	9.5lb / 4.3kg	0.008in / 0.203mm	





Powerflex® Trout

TAPERED LEADER



Powerflex Trout Leaders help you cast better and fish more effectively. The powerful butt section provides unsurpassed wind penetration and easily turns over heavy indicator rigs, while the soft, flexible tippet delivers tiny dries with delicate precision. Advanced copolymer strength allows confident hook sets and greater landing percentages.

RIO's Trout Leader Selection presents anglers a range of three of the most popular sized trout leaders, in a handy cost-saving single packet.

Each leader in this Selection is a 9ft long, RIO Powerflex Trout leader with a medium-stiff butt section and soft, flexible tippet that casts most trout flies in the majority of conditions. Built with an advanced copolymer material, the leaders have plenty of strength to allow confident hook sets and a high landing percentage.

- Aggressive high-performance taper
- Long, powerful butt section with soft, flexible tippet
- Maximum strength and abrasion resistance

IDEAL FOR:

- Nymph/Indicator Rigs
- Streamers
- Dry Flies

SKU	Size	Length	Test	Diameter	Price
Powerflex Trout 7.5ft Leader					
6-24600	7.5ft / 7X	7.5ft / 2.3m	2.4lb / 1.1kg	0.004in / 0.102mm	MSRP: \$6.59
6-24601	7.5ft / 6X	7.5ft / 2.3m	3.4lb / 1.5kg	0.005in / 0.127mm	
6-24602	7.5ft / 5X	7.5ft / 2.3m	5.0lb / 2.3kg	0.006in / 0.152mm	
6-24603	7.5ft / 4X	7.5ft / 2.3m	6.4lb / 2.9kg	0.007in / 0.178mm	
6-24604	7.5ft / 3X	7.5ft / 2.3m	8.2lb / 3.7kg	0.008in / 0.203mm	
6-24605	7.5ft / 2X	7.5ft / 2.3m	10lb / 4.5kg	0.009in / 0.229mm	
6-24606	7.5ft / 1X	7.5ft / 2.3m	13lb / 5.9kg	0.010in / 0.254mm	
6-24607	7.5ft / 0X	7.5ft / 2.3m	15lb / 6.8kg	0.011in / 0.279mm	
Powerflex Trout 9ft Leader					
6-24608	9ft / 7X	9ft / 2.7m	2.4lb / 1.1kg	0.004in / 0.102mm	MSRP: \$6.59
6-24609	9ft / 6X	9ft / 2.7m	3.4lb / 1.5kg	0.005in / 0.127mm	
6-24610	9ft / 5X	9ft / 2.7m	5.0lb / 2.3kg	0.006in / 0.152mm	
6-24611	9ft / 4X	9ft / 2.7m	6.4lb / 2.9kg	0.007in / 0.178mm	
6-24612	9ft / 3X	9ft / 2.7m	8.2lb / 3.7kg	0.008in / 0.203mm	
6-24613	9ft / 2X	9ft / 2.7m	10lb / 4.5kg	0.009in / 0.229mm	
6-24614	9ft / 1X	9ft / 2.7m	13lb / 5.9kg	0.010in / 0.254mm	
6-24615	9ft / 0X	9ft / 2.7m	15lb / 6.8kg	0.011in / 0.279mm	
Powerflex Trout 12ft Leader					
6-24616	12ft / 7X	12ft / 3.7m	2.4lb / 1.1kg	0.004in / 0.102mm	MSRP: \$6.59
6-24617	12ft / 6X	12ft / 3.7m	3.4lb / 1.5kg	0.005in / 0.127mm	
6-24618	12ft / 5X	12ft / 3.7m	5.0lb / 2.3kg	0.006in / 0.152mm	
6-24619	12ft / 4X	12ft / 3.7m	6.4lb / 2.9kg	0.007in / 0.178mm	
6-24620	12ft / 3X	12ft / 3.7m	8.2lb / 3.7kg	0.008in / 0.203mm	
6-24642	12ft / 2x	12ft / 3.7m	10lb / 4.5kg	0.009in / 0.229mm	
6-24643	12ft / 1x	12ft / 3.7m	13lb / 5.9kg	0.010in / 0.254mm	
6-24644	12ft / 0x	12ft / 3.7m	15lb / 6.8kg	0.011in / 0.279mm	
Powerflex Trout 15ft Leader					
6-24622	15ft / 6X	15ft / 4.6m	3.4lb / 1.5kg	0.005in / 0.127mm	MSRP: \$6.59
6-24623	15ft / 5X	15ft / 4.6m	5.0lb / 2.3kg	0.006in / 0.152mm	
6-24624	15ft / 4X	15ft / 4.6m	6.4lb / 2.9kg	0.007in / 0.178mm	
6-24625	15ft / 3X	15ft / 4.6m	8.2lb / 3.7kg	0.008in / 0.203mm	
Powerflex Trout 7.5ft Leader - 3 Pack					
6-24626	7.5ft / 7X	7.5ft / 2.3 m	2.4lb / 1.1kg	0.004in / 0.102mm	MSRP: \$16.99
6-24627	7.5ft / 6X	7.5ft / 2.3 m	3.4lb / 1.5kg	0.005in / 0.127mm	
6-24628	7.5ft / 5X	7.5ft / 2.3 m	5.0lb / 2.3kg	0.006in / 0.152mm	
6-24629	7.5ft / 4X	7.5ft / 2.3 m	6.4lb / 2.9kg	0.007in / 0.178mm	
6-24630	7.5ft / 3X	7.5ft / 2.3 m	8.2lb / 3.7kg	0.008in / 0.203mm	
6-24631	7.5ft / 2X	7.5ft / 2.3 m	10lb / 4.5kg	0.009in / 0.229mm	
6-24632	7.5ft / 1X	7.5ft / 2.3 m	13lb / 5.9kg	0.010in / 0.254mm	
6-24633	7.5ft / 0X	7.5ft / 2.3 m	15lb / 6.8kg	0.011in / 0.279mm	
Powerflex Trout 9ft Leader - 3 Pack					
6-24634	9ft / 7X	9ft / 2.7 m	2.4lb / 1.1kg	0.004in / 0.102mm	MSRP: \$16.99
6-24635	9ft / 6X	9ft / 2.7 m	3.4lb / 1.5kg	0.005in / 0.127mm	
6-24636	9ft / 5X	9ft / 2.7 m	5.0lb / 2.3kg	0.006in / 0.152mm	
6-24637	9ft / 4X	9ft / 2.7 m	6.4lb / 2.9kg	0.007in / 0.178mm	
6-24638	9ft / 3X	9ft / 2.7 m	8.2lb / 3.7kg	0.008in / 0.203mm	
6-24639	9ft / 2X	9ft / 2.7 m	10lb / 4.5kg	0.009in / 0.229mm	
6-24640	9ft / 1X	9ft / 2.7 m	13lb / 5.9kg	0.010in / 0.254mm	
6-24641	9ft / 0X	9ft / 2.7 m	15lb / 6.8kg	0.011in / 0.279mm	
Powerflex Trout 12ft - 3 Pack					
6-24051	12ft / 6X	12ft / 3.7 m	3.4lb / 1.5kg	0.005in / 0.127mm	MSRP: \$16.99
6-24052	12ft / 5X	12ft / 3.7 m	5.0lb / 2.3kg	0.006in / 0.152mm	
6-24053	12ft / 4X	12ft / 3.7 m	6.4lb / 2.9kg	0.007in / 0.178mm	
6-24054	12ft / 3X	12ft / 3.7 m	8.2lb / 3.7kg	0.008in / 0.203mm	
Powerflex Trout Selection					
6-24330	9ft - 3X/4X/5X	9ft / 2.7m	8.2/6.4/5.0lb	.008in/.007in/.006in	MSRP: \$16.99
6-24331	9ft - 4X/5X/6X	9ft / 2.7m	6.4/5.0/3.4lb	.007in/.006in/.005in	





Suppleflex™ Trout

TAPERED LEADER



Suppleflex Trout Leaders are made of a very soft, supple copolymer material that has excellent knot strength. The supple nature of the material gives featherweight presentations and does not impede the natural movement of a fly in the current. These leaders are a perfect choice for the dry fly and soft hackle fly fisher.

- Soft, supple material for perfect presentation
- Hand tied perfection loop in the butt for quick rigging
- Excellent knot and tensile strength

For further details, watch the short video about this product at <http://vimeo.com/47885954>

IDEAL FOR:

- Dry Flies
- Soft Hackles
- Emergers
- Small Nymphs

SKU	Size	Length	Test	Diameter	Price
Suppleflex Trout 7.5ft Leader					
6-24136	7.5ft / 6X	7.5ft / 2.3m	3lb / 1.3kg	0.005in / 0.127mm	MSRP: \$7.99
6-24135	7.5ft / 5X	7.5ft / 2.3m	4.7lb / 2.1kg	0.006in / 0.152mm	
6-24134	7.5ft / 4X	7.5ft / 2.3m	6.1lb / 2.7kg	0.007in / 0.178mm	
6-24133	7.5ft / 3X	7.5ft / 2.3m	8lb / 3.8kg	0.008in / 0.203mm	
Suppleflex Trout 9ft Leader					
6-24114	9ft / 7X	9ft / 2.7m	2lb / 0.9kg	0.004in / 0.102mm	MSRP: \$7.99
6-24113	9ft / 6X	9ft / 2.7m	3lb / 1.3kg	0.005in / 0.127mm	
6-24112	9ft / 5X	9ft / 2.7m	4.7lb / 2.1kg	0.006in / 0.152mm	
6-24111	9ft / 4X	9ft / 2.7m	6.1lb / 2.7kg	0.007in / 0.178mm	
6-24110	9ft / 3X	9ft / 2.7m	8lb / 3.8kg	0.008in / 0.203mm	
Suppleflex Trout 12ft Leader					
6-24215	12ft / 6X	12ft / 3.6m	3lb / 1.3kg	0.005in / 0.127mm	MSRP: \$7.99
6-24214	12ft / 5X	12ft / 3.6m	4.7lb / 2.1kg	0.006in / 0.152mm	
6-24213	12ft / 4X	12ft / 3.6m	6.1lb / 2.7kg	0.007in / 0.178mm	
6-24212	12ft / 3X	12ft / 3.6m	8lb / 3.8kg	0.008in / 0.203mm	

Fluoroflex® Trout

FLUOROCARBON TAPERED LEADER



RIO's Fluoroflex Trout Leaders are made of 100% fluorocarbon, and are the perfect solution for when a nearly invisible presentation is required in clear water and for spooky fish. Each leader has high abrasion resistance and excellent tensile and knot strength, and have a long butt section that will turn over flies effortlessly.

- 100% fluorocarbon for the utmost in stealth
- Long butt section for great turnover and presentation
- Hand tied perfection loop in the butt for quick rigging

IDEAL FOR:

- Spring Creeks
- Clear Lakes
- Spooky Trout

SKU	Size	Length	Test	Diameter	Price
Fluoroflex Trout Leader					
6-24507	9ft / 7X	9ft / 2.7m	1.5lb / .7kg	0.004in / 0.102mm	MSRP: \$19.99
6-24506	9ft / 6X	9ft / 2.7m	2lb / .9kg	0.005in / 0.127mm	
6-24505	9ft / 5X	9ft / 2.7m	3lb / 1.3kg	0.006in / 0.152mm	
6-24504	9ft / 4X	9ft / 2.7m	5lb / 2.3kg	0.007in / 0.178mm	
6-24503	9ft / 3X	9ft / 2.7m	6lb / 2.7kg	0.008in / 0.203mm	
6-24502	9ft / 2X	9ft / 2.7m	8lb / 3.8kg	0.009in / 0.229mm	
6-24501	9ft / 1X	9ft / 2.7m	9lb / 4.1kg	0.010in / 0.254mm	
6-24500	9ft / 0X	9ft / 2.7m	10lb / 4.5kg	0.011in / 0.279mm	
Fluoroflex Trout 7.5ft Leader					
6-24337	7.5ft / 5X	7.5ft / 2.3m	3lb / 1.3kg	.006in / .152mm	MSRP: \$19.99
6-24336	7.5ft / 4X	7.5ft / 2.3m	5lb / 2.3kg	.007in / .178mm	
6-24335	7.5ft / 3X	7.5ft / 2.3m	6lb / 2.7kg	.008in / .203mm	
6-24334	7.5ft / 2X	7.5ft / 2.3m	8lb / 3.8kg	.009in / .229mm	
6-24333	7.5ft / 1X	7.5ft / 2.3m	9lb / 4.1kg	.010in / .254mm	
6-24332	7.5ft / 0X	7.5ft / 2.3m	10lb / 4.5kg	.011in / .279mm	

Indicator

TAPERED LEADER



RIO's Indicator Leaders have a unique design that is ideal for the indicator fly fisher. A powerful butt section and very short taper, easily turns over all manner of indicators, and a long, level tip section allows flies to sink evenly and quickly. The orange butt section is visible enough to be used as an indicator in its own right.

- Powerful butt and short taper for casting indicators
- Long, level tippet allows nymphs to sink evenly
- Orange butt section can be used as an indicator

IDEAL FOR:

- Lake Fishing
- Rivers
- Steelhead

SKU	Size	Length	Test	Diameter	Price
Indicator Leader					
6-24145	10ft / 5X	10ft / 3m	5lb / 2.3kg	0.006in / 0.152mm	MSRP: \$7.99
6-24144	10ft / 4X	10ft / 3m	6.4lb / 2.9kg	0.007in / 0.178mm	
6-24143	10ft / 3X	10ft / 3m	8.2lb / 3.7kg	0.008in / 0.203mm	
6-24142	10ft / 2X	10ft / 3m	10lb / 4.5kg	0.009in / 0.229mm	



Euro Nymph

TAPERED LEADER



RIO's Euro Nymph Leaders are designed with a unique taper to meet the needs of the European nymphing methods for competition and first timer anglers. These 9' leaders are built out of a high-vis milky white tapered leader which is hand tied to 22" of our Indicator Tippet material. This gives maximum visibility in all lighting conditions to make subtle strike detection easier. The leader ends with a tippet ring and requires you to attach your own tippet to properly match the water type.

- Opaque white leader for visibility
- High-viz two-tone indicator tippet for maximum strike detection
- Trout sized tippet ring for fast rigging

IDEAL FOR:

- Nymph Rigs
- Competition Angling

Technical Euro Nymph

TAPERED LEADER



RIO's Technical Euro Nymph Leader has been designed for the ultimate in performance when fishing any of the European nymphing techniques. The extra-long, ultra-thin leader is incredibly sensitive to the subtlest of grabs, and the two-tone indicator tippet tied to the front end has high contrast and is very easy to see. The leader finishes with a RIO tippet ring so anglers can quickly and easily attach the tippet of their choice.

- Ultra-thin leader for maximum sensitivity and quick depth
- Two-tone indicator tippet section for contrast and detecting the subtlest of takes
- Hand tied perfection loop in the butt for quick rigging

IDEAL FOR:

- Euro Nymphing
- Competition Angling

Steelhead / Salmon

TAPERED LEADER



RIO's Steelhead/Salmon Leaders are designed and built to match the needs of the steelhead and salmon fly fisher. The leaders are made of a medium stiff nylon and have a powerful taper design that easily turns over larger flies, and cope with tough winds. The copolymer material is incredibly tough and highly abrasion resistant. RIO's steelhead/salmon leaders are a glacial green color for perfect camouflage. Available in 3 pack.

- Medium-stiff material for turning over larger flies
- Long butt section and taper for great turnover
- Maximum strength and abrasion resistance
- Glacier green color

IDEAL FOR:

- Steelhead
- Salmon
- Streamers
- Spey

SKU	Size	Length	Test	Color	Price
Euro Nymph Leader with Tippet Ring					
6-24038	0X / 2X	11ft / 3.4m	15lb / 8.5lb	Pink / Yellow	MSRP: \$12.99
6-24039	0X / 2X	11ft / 3.4m	15lb / 8.5lb	Black / White	

SKU	Size	Length	Test	Color	Price
Technical Euro Nymph Leader with Tippet Ring					
6-24048	2X / 4X	14ft / 4.3m	10lb / 6lb	Black / White	MSRP: \$16.99
6-24049	2X / 4X	14ft / 4.3m	10lb / 6lb	Pink / Yellow	

SKU	Size	Length	Test	Diameter	Price
Steelhead / Salmon 6ft Leader					
6-24460	6ft / 8lb	6ft / 1.8m	8lb / 4kg	0.011in / 0.279mm	MSRP: \$7.99
6-24461	6ft / 10lb	6ft / 1.8m	10lb / 5kg	0.012in / 0.305mm	
6-24462	6ft / 12lb	6ft / 1.8m	12lb / 6kg	0.014in / 0.356mm	
6-24463	6ft / 16lb	6ft / 1.8m	16lb / 8kg	0.015in / 0.381mm	
6-24464	6ft / 20lb	6ft / 1.8m	20lb / 10kg	0.017in / 0.432mm	
Steelhead / Salmon 9ft Leader					
6-24465	9ft / 8lb	9ft / 2.7m	8lb / 4kg	0.011in / 0.279mm	MSRP: \$7.99
6-24466	9ft / 10lb	9ft / 2.7m	10lb / 5kg	0.012in / 0.305mm	
6-24467	9ft / 12lb	9ft / 2.7m	12lb / 6kg	0.014in / 0.356mm	
6-24468	9ft / 16lb	9ft / 2.7m	16lb / 8kg	0.015in / 0.381mm	
6-24469	9ft / 20lb	9ft / 2.7m	20lb / 10kg	0.017in / 0.432mm	
Steelhead / Salmon 12ft Leader					
6-24470	12ft / 8lb	12ft / 3.7m	8lb / 4kg	0.011in / 0.279mm	MSRP: \$7.99
6-24471	12ft / 10lb	12ft / 3.7m	10lb / 5kg	0.012in / 0.305mm	
6-24472	12ft / 12lb	12ft / 3.7m	12lb / 6kg	0.014in / 0.356mm	
6-24473	12ft / 16lb	12ft / 3.7m	16lb / 8kg	0.015in / 0.381mm	
6-24474	12ft / 20lb	12ft / 3.7m	20lb / 10kg	0.017in / 0.432mm	
Steelhead / Salmon Leader - 3 Pack					
6-24475	9ft / 8lb	9ft / 2.7m	8lb / 4kg	0.011in / 0.279mm	MSRP: \$20.99
6-24476	9ft / 10lb	9ft / 2.7m	10lb / 5kg	0.012in / 0.305mm	
6-24477	9ft / 12lb	9ft / 2.7m	12lb / 6kg	0.014in / 0.356mm	
6-24478	9ft / 16lb	9ft / 2.7m	16lb / 8kg	0.015in / 0.381mm	
6-24479	9ft / 20lb	9ft / 2.7m	20lb / 10kg	0.017in / 0.432mm	



FLUOROFLEX® Steelhead / Salmon FLUOROCARBON TAPERED LEADER



RIO's Fluoroflex Steelhead/Salmon leaders are made of 100% fluorocarbon, and are the perfect solution for when a nearly invisible presentation is required in low, clear rivers and for spooky summer-run fish. Each leader has high abrasion resistance and excellent tensile and knot strength and a long butt section that will turn over flies effortlessly.

- 100% fluorocarbon for the utmost in stealth
- Long butt section for great turnover and presentation
- Hand tied perfection loop in the butt for quick rigging

IDEAL FOR:

- Steelhead
- Salmon
- Sea-run Trout

Pike / Musky TAPERED LEADER



A Stiff Nylon, Tapered Leader attached to a tough, bite resistant wire shock tippet that is ideal for Pike, Musky, and similar toothy species. There are two wire choices: 1) A supple nylon coated braided wire (Bronze) that you can knot and 2) A nylon coated single strand steel wire (Silver) with snap link.

- Ultra tough nylon with wire shock tippet
- Choice of steel or braided wire
- Hand tied perfection loop in the butt for fast rigging

IDEAL FOR:

- Pike
- Musky
- Tigerfish

Bass TAPERED LEADER



RIO's Bass Leaders are designed and built to match the needs of the bass fly fisher. The leaders are made of a medium stiff nylon and have a powerful taper design that will easily turn over large flies, and cope with tough winds. The copolymer material is incredibly tough and abrasion resistant. Available in 3 pack.

- Medium-stiff material for turning over larger flies
- Powerful butt section and taper for great turnover
- Maximum strength and abrasion resistance

IDEAL FOR:

- Weighted Streamers
- Bass Bugs
- Poppers



SKU	Size	Length	Test	Diameter	Price
Fluoroflex Steelhead / Salmon Leader					
6-24520	9ft / 8lb	9ft / 3m	8lb / 4kg	0.009in / 0.229mm	MSRP: \$19.99
6-24521	9ft / 10lb	9ft / 3m	10lb / 5kg	0.010in / 0.254mm	
6-24522	9ft / 12lb	9ft / 3m	12lb / 6kg	0.011in / 0.279mm	
6-24523	9ft / 16lb	9ft / 3m	16lb / 8kg	0.013in / 0.330mm	
6-24524	9ft / 20lb	9ft / 3m	20lb / 10kg	0.015in / 0.381mm	

SKU	Size	Length	Test	Shock	Price
Pike / Musky Leader (knottable wire)					
6-24183	7.5ft / 15lb	7.5ft / 2.3m	20lb / 10kg	15lb / knot-able wire	MSRP: \$12.99
6-24184	7.5ft / 20lb	7.5ft / 2.3m	20lb / 10kg	20lb / knot-able wire	
6-24185	7.5lb / 30lb	7.5ft / 2.3m	30lb / 15kg	30lb / knot-able wire	
6-24186	7.5ft / 45lb	7.5ft / 2.3m	30lb / 15kg	45lb / knot-able wire	
Pike / Musky Leader (wire w/ link)					
6-24187	7.5ft / 15lb	7.5ft / 2.3m	20lb / 10kg	15lb / wire w/ link	MSRP: \$12.99
6-24188	7.5ft / 20lb	7.5ft / 2.3m	20lb / 10kg	20lb / wire w/ link	
6-24189	7.5ft / 30lb	7.5ft / 2.3m	30lb / 15kg	30lb / wire w/ link	
6-24190	7.5ft / 45lb	7.5ft / 2.3m	30lb / 15kg	45lb / wire w/ link	

SKU	Size	Length	Test	Diameter	Price
Bass Leader					
6-24201	9ft / 8lb	9ft / 2.7m	8lb / 4kg	0.011in / 0.279mm	MSRP: \$7.99
6-24202	9ft / 10lb	9ft / 2.7m	10lb / 5kg	0.012in / 0.305mm	
6-24203	9ft / 12lb	9ft / 2.7m	12lb / 6kg	0.014in / 0.356mm	
6-24204	9ft / 16lb	9ft / 2.7m	16lb / 8kg	0.015in / 0.381mm	
Bass Leader - 3 Pack					
6-24197	9ft / 8lb	9ft / 2.7m	8lb / 4kg	0.011in / 0.279mm	MSRP: \$20.99
6-24198	9ft / 10lb	9ft / 2.7m	10lb / 5kg	0.012in / 0.305mm	
6-24199	9ft / 12lb	9ft / 2.7m	12lb / 6kg	0.014in / 0.356mm	
6-24200	9ft / 16lb	9ft / 2.7m	16lb / 8kg	0.015in / 0.381mm	





Big Nasty TAPERED LEADER



RIO's Big Nasty Leaders are designed to cast large, heavy or air resistant flies. The leaders are made of a medium stiff nylon and have a powerful taper design that easily turns over streamers, big terrestrials (like hoppers and stoneflies), and cope with tough winds. The copolymer material is incredibly tough and highly abrasion resistant.

- Medium-stiff material for turning over larger flies
- Powerful butt section and taper for authoritative turnover
- Hand tied perfection loop in the butt for quick rigging

IDEAL FOR:

- Streamers
- Terrestrials
- Bass Bugs
- Windy Conditions

SKU	Size	Length	Test	Diameter	Price
Big Nasty Leader					
6-24076	6ft / 10lb	6ft / 1.8m	10lb / 5kg	0.012in / 0.305mm	MSRP: \$7.99
6-24077	6ft / 12lb	6ft / 1.8m	12lb / 6kg	0.014in / 0.356mm	
6-24078	6ft / 16lb	6ft / 1.8m	16lb / 8kg	0.016in / 0.406mm	
6-24079	6ft / 20lb	6ft / 1.8m	20lb / 10kg	0.018in / 0.457mm	

Trout VersiLeader SINKING TAPERED LEADER



RIO's Trout Versileaders are designed for the fly fisher who needs a quick-change option for converting a floating line to a sink tip. Each VersiLeader is tapered for the best in performance and has a 12lb nylon core coated in PVC. A neat, bullet-proof welded loop at the butt end and a hand tied loop in the front end allows for fast rigging.

- Color-coded loops for easy identification
- A complete range of sink rates
- Slim, neat welded loop in the butt for quick rigging

IDEAL FOR:

- Lakes
- Small Streams
- Large Rivers

SKU	Size	Length	Test	Sink Rate	Color	Price
Trout VersiLeader 7.5ft						
6-24240	7ft / 1.5ips	7ft / 2.1m	12lb / 6kg	1.5ips / 3.8cm/s	Clear / Clear Loop	MSRP: \$16.99
6-24241	7ft / 3ips	7ft / 2.1m	12lb / 6kg	3ips / 7cm/s	Brown / Green Loop	
6-24242	7ft / 4ips	7ft / 2.1m	12lb / 6kg	4ips / 10cm/s	Blue / Red Loop	
6-24243	7ft / 5ips	7ft / 2.1m	12lb / 6kg	5ips / 13cm/s	Black / Blue Loop	
6-24244	7ft / 7ips	7ft / 2.1m	12lb / 6kg	7ips / 18cm/s	Black / Black Loop	
Trout VersiLeader 12ft						
6-24440	12ft / 1.5ips	12ft / 3.7m	12lb / 6kg	1.5ips / 3.8cm/s	Clear / Clear Loop	MSRP: \$19.99
6-24441	12ft / 3ips	12ft / 3.7m	12lb / 6kg	3ips / 7cm/s	Brown / Green Loop	
6-24442	12ft / 4ips	12ft / 3.7m	12lb / 6kg	4ips / 10cm/s	Blue / Red Loop	
6-24443	12ft / 5ips	12ft / 3.7m	12lb / 6kg	5ips / 13cm/s	Black / Blue Loop	
6-24444	12ft / 7ips	12ft / 3.7m	12lb / 6kg	7ips / 18cm/s	Black / Black Loop	

Freshwater VersiLeader SINKING TAPERED LEADER



RIO's Freshwater Versileaders are designed for the fly fisher who needs a quick-change option for converting a floating line to a sink tip. Each VersiLeader has a strong nylon cores in excess of 24lb, is tapered for the best in performance, and features a neat, bullet-proof welded loop at the butt end and a hand tied loop in the front end for fast rigging.

- Color-coded loops for easy identification
- A complete range of sink rates
- Slim, neat welded loop in the butt for quick rigging

IDEAL FOR:

- Steelhead
- Salmon
- Bass
- Pike

SKU	Size	Length	Test	Sink Rate	Color	Price
Freshwater VersiLeader						
6-24560	10ft / 1.5ips	10ft / 3m	24lb / 12kg	1.5ips / 3.8cm/s	Clear / Clear Loop	MSRP: \$19.99
6-24561	10ft / 3ips	10ft / 3m	24lb / 12kg	3ips / 7cm/s	Brown / Green Loop	
6-24562	10ft / 4ips	10ft / 3m	24lb / 12kg	4ips / 10cm/s	Blue / Red Loop	
6-24563	10ft / 5ips	10ft / 3m	24lb / 12kg	5ips / 13cm/s	Black / Blue Loop	
6-24564	10ft / 7ips	10ft / 3m	24lb / 12kg	7ips / 18cm/s	Black / Black Loop	





Powerflex® Plus TIPPET



RIO's Powerflex Plus Tippet is the strongest nylon tippet material ever made, with tensile strengths up to 20% more than regular tippet. A highly technical formulation of the nylon copolymer manufacturing process has resulted in this prodigious strength increase, without compromising knot strength or suppleness. Simply put, this is the strongest, most reliable tippet ever made. Each spool has the added bonus of 50 yards of tippet.

RIO's Powerflex Plus Tippet 3-Packs include three, 50-yard spools of tippet packaged in a reusable, clear plastic cup. The 3-Packs are available in three configurations: 4X – 6X, 3X – 5X and 0X – 2X.

FEATURES:

- Incredible strength to diameter ratio
- Soft material for high knot strength

IDEAL FOR:

- Dry flies
- Soft hackles
- Nymph / Indicator rigs
- Streamers

Powerflex® TIPPET



The best-selling trout tippet material in the world. Made from high tenacity copolymers and with excellent knot strength. It is ideal for trout, particularly with nymphs, dry flies and smaller streamers. Large capacity "Guide" spools are also available in 7X to 0X sizes.

RIO's Powerflex Tippet 3-Packs are a great value for guides and anglers who use a range of tippet sizes. These 3-Packs include three, 30-yard spools of our popular Powerflex Tippet packaged in a reusable, clear plastic cup.

The cups can be used to store flies, split shot, indicators or other small accessories.

The 3-Packs are available in three configurations: 4X – 6X, 3X – 5X and 0X – 2X.

FEATURES:

- High knot strength
- Light gray nylon copolymer

IDEAL FOR:

- Dry flies
- Soft hackles
- Nymph

SKU	Size	Length	Test	Diameter	Price
Powerflex Plus Tippet					
6-22031	7X	50yds / 46m	2.75lb / 1.3kg	0.004in / 0.102mm	MSRP: \$12.99
6-22032	6X	50yds / 46m	4lb / 1.8kg	0.005in / 0.127mm	
6-22033	5X	50yds / 46m	6lb / 2.7kg	0.006in / 0.152mm	
6-22034	4X	50yds / 46m	7.5lb / 3.4kg	0.007in / 0.178mm	
6-22035	3X	50yds / 46m	9.5lb / 4.3kg	0.008in / 0.203mm	
6-22036	2X	50yds / 46m	12lb / 5.5kg	0.009in / 0.229mm	
6-22037	1X	50yds / 46m	15lb / 6.8kg	0.010in / 0.254mm	
6-22038	0X	50yds / 46m	18lb / 8.2kg	0.011in / 0.279mm	
Powerflex Plus Tippet 3-Pack					
6-22198	4X-6X	3 x 50yds / 46m	7.5, 6, 4lb	.007in, .006in, .005in	MSRP: \$32.99
6-22197	3X-5X	3 x 50yds / 46m	9.5, 7.5, 6lb	.008in, .007in, .006in	
6-22196	0X-2X	3 x 50yds / 46m	18, 15, 12lb	.011in, .010in, .009in	

SKU	Size	Length	Test	Diameter	Price
Powerflex Tippet					
6-22000	8X	30yds / 27.4m	1.5lb / 0.7kg	0.003in / 0.076mm	MSRP: \$6.59
6-22001	7X	30yds / 27.4m	2.4lb / 1.1kg	0.004in / 0.102mm	
6-22002	6X	30yds / 27.4m	3.4lb / 1.5kg	0.005in / 0.127mm	
6-22003	5X	30yds / 27.4m	5.0lb / 2.3kg	0.006in / 0.152mm	
6-22004	4X	30yds / 27.4m	6.4lb / 2.9kg	0.007in / 0.178mm	
6-22005	3X	30yds / 27.4m	8.2lb / 3.7kg	0.008in / 0.203mm	
6-22006	2X	30yds / 27.4m	10lb / 4.5kg	0.009in / 0.229mm	
6-22007	1X	30yds / 27.4m	13lb / 5.9kg	0.010in / 0.254mm	
6-22008	0X	30yds / 27.4m	15lb / 6.8kg	0.011in / 0.279mm	
6-22009	20lb	30yds / 27.4m	20lb / 9.0kg	0.013in / 0.330mm	
6-22010	25lb	30yds / 27.4m	25lb / 11.4kg	0.015in / 0.381mm	
6-22011	30lb	25yds / 22.9m	30lb / 13.6kg	0.017in / 0.432mm	
6-22012	35lb	25yds / 22.9m	35lb / 15.9kg	0.019in / 0.483mm	
6-22013	40lb	20yds / 18.3m	40lb / 18.2kg	0.021in / 0.533mm	
6-22015	50lb	15yds / 13.7m	50lb / 22.7kg	0.023in / 0.584mm	
Powerflex Guide Spool					
6-22020	7X	110yds / 100m	2.4lb / 1.1kg	0.004in / 0.102mm	MSRP: \$12.99
6-22021	6X	110yds / 100m	3.4lb / 1.5kg	0.005in / 0.127mm	
6-22022	5X	110yds / 100m	5.0lb / 2.3kg	0.006in / 0.152mm	
6-22023	4X	110yds / 100m	6.4lb / 2.9kg	0.007in / 0.178mm	
6-22024	3X	110yds / 100m	8.2lb / 3.7kg	0.008in / 0.203mm	
6-22025	2X	110yds / 100m	10lb / 4.5kg	0.009in / 0.229mm	
6-22026	1X	75yds / 68.6m	13lb / 5.9kg	0.010in / 0.254mm	
6-22027	0X	75yds / 68.6m	15lb / 6.8kg	0.011in / 0.279mm	
Powerflex Tippet - 3 Pack					
6-22076	4X-6X	3 x 30yds / 27.4m	6.4, 5.0, 3.4lb	0.007in, 0.006in, 0.005in	MSRP: \$16.99
6-22075	3X-5X	3 x 30yds / 27.4m	8.2, 6.4, 5lb	0.008in, 0.007in, 0.006in	
6-22074	0X-2X	3 x 30yds / 27.4m	15, 13, 10lb	0.011in, 0.010in, 0.009in	



RIO x Fishpond

Headgate Tippet Holder



NEW!

Fluoroflex® Strong
TIPPETFluoroflex®
Freshwater
TIPPET

A great collaboration between RIO and Fishpond results in this handy tippet holder in RIO-inspired colors loaded with 5 spools of Powerflex tippet.

The Headgate is made from anodized aerospace aluminum and has a built-in, replaceable line cutter. The secure spring opens easily to slide spools on and rubber washers hold the spools in place.

RIO's Powerflex Tippet is made from co-polymer and its light gray color increases its camouflage on the water. With 30-yard spools of 2X, 3X, 4X, 5X, and 6X, the loaded Headgate is ready for any trout fishing situation.

RIO's newest tippet material is an ultra-strong, 100% fluorocarbon with exceptionally high tensile strength. The material is very easy to tie knots in, with high knot strength and a smooth finish that ensures knots seat easily and tightly. The high break strength to diameter ratio makes this a fantastic fluorocarbon for the trout fly fisher.

RIO is proud to introduce "half sizes" of core trout diameters, giving anglers an extra choice when faced with the decision to choose between, say 4X and 5X. Our new 6.5X, 5.5X and 4.5X sizes will make those decisions easier.

Each spool has 30 yards of top quality material spooled on, though for those who use a lot of fluoro, our Guide spools each have 100 yards spooled on.

We also offer Fluoroflex Strong in a "3-Pack", which includes three, 30-yard spools of tippet packaged in a reusable, clear plastic cup. The 3-Packs are available in both a 4X, 5X, 6X option, & a 3X, 4X, 5X option.

FEATURES:

- 100% fluorocarbon
- High tensile strength
- Easy to tie

IDEAL FOR:

- Dry flies
- Soft hackles
- Nymphs

Medium stiff, abrasion resistant 100% fluorocarbon – ideal for steelhead, salmon and bass.

FEATURES:

- 100% fluorocarbon
- Medium stiff

IDEAL FOR:

- Streamers
- Terrestrials
- Larger flies

SKU	Description	Color	Price
6-26056	Headgate Tippet Holder plus Tippet	Green and orange	MSRP: \$52.99

FEATURES:

- Includes 5 spools of Powerflex tippet
- 6X to 2X
- Built in tippet cutter

IDEAL FOR:

- Dry Flies
- Soft hackles
- Nymphs

SKU	Size	Length	Test	Diameter	Price
NEW! Fluoroflex Strong Tippet					
6-22431	7X	30yds / 27.4m	2.6lb / 1.2kg	0.004in / 0.102mm	MSRP: \$23.99
6-22432	6.5X	30yds / 27.4m	3.1lb / 1.4kg	0.0045in / 0.114mm	
6-22433	6X	30yds / 27.4m	3.8lb / 1.7kg	0.005in / 0.127mm	
6-22434	5.5X	30yds / 27.4m	4.5lb / 2kg	0.0055in / 0.140mm	
6-22435	5X	30yds / 27.4m	5.2lb / 2.4kg	0.006in / 0.152mm	
6-22436	4.5X	30yds / 27.4m	6.1lb / 2.8kg	0.0065in / 0.165mm	
6-22437	4X	30yds / 27.4m	7.3lb / 3.3kg	0.007in / 0.178mm	
6-22438	3X	30yds / 27.4m	8.8lb / 4kg	0.008in / 0.203mm	
6-22439	2X	30yds / 27.4m	11.2lb / 5.1kg	0.009in / 0.229mm	
6-22440	1X	30yds / 27.4m	13.3lb / 6kg	0.01in / 0.254mm	
6-22441	0X	30yds / 27.4m	15.5lb / 7kg	0.011in / 0.279mm	MSRP: \$32.99
6-22442	16lb	30yds / 27.4m	16lb / 8kg	0.013in / 0.330mm	
6-22443	20lb	30yds / 27.4m	20lb / 10kg	0.015in / 0.381mm	
6-22444	25lb	30yds / 27.4m	25lb / 12kg	0.017in / 0.432mm	
6-22445	30lb	30yds / 27.4m	30lb / 15kg	0.019in / 0.483mm	MSRP: \$46.99
6-22446	35lb	30yds / 27.4m	35lb / 18kg	0.021in / 0.533mm	
6-22447	40lb	30yds / 27.4m	40lb / 20kg	0.023in / 0.584mm	
6-22448	50lb	30yds / 27.4m	50lb / 25kg	0.025in / 0.635mm	
6-22449	60lb	30yds / 27.4m	60lb / 30kg	0.027in / 0.686mm	MSRP: \$59.99
6-22450	80lb	30yds / 27.4m	80lb / 40kg	0.03in / 0.762mm	
6-22451	100lb	30yds / 27.4m	100lb / 50kg	0.032in / 0.813mm	
NEW! Fluoroflex Strong Guide Spool					
6-22454	7X	100yds / 91m	2.6lb / 1.2kg	0.004in / 0.102mm	MSRP: \$52.99
6-22455	6.5X	100yds / 91m	3.1lb / 1.4kg	0.0045in / 0.114mm	
6-22456	6X	100yds / 91m	3.8lb / 1.7kg	0.005in / 0.127mm	
6-22457	5.5X	100yds / 91m	4.5lb / 2kg	0.0055in / 0.140mm	
6-22458	5X	100yds / 91m	5.2lb / 2.4kg	0.006in / 0.152mm	
6-22459	4.5X	100yds / 91m	6.1lb / 2.8kg	0.0065in / 0.165mm	
6-22460	4X	100yds / 91m	7.3lb / 3.3kg	0.007in / 0.178mm	
6-22461	3X	100yds / 91m	8.8lb / 4kg	0.008in / 0.203mm	
6-22462	2X	100yds / 91m	11.2lb / 5.1kg	0.009in / 0.229mm	
6-22463	1X	100yds / 91m	13.3lb / 6kg	0.01in / 0.254mm	
6-22464	0X	100yds / 91m	15.5lb / 7kg	0.011in / 0.279mm	
NEW! Fluoroflex Strong Tippet 3-Pack					
6-22452	3X-5X	30yds / 27.4m	8.8lb, 7.3lb, 5.2lb	0.008in, 0.007in, 0.006in	MSRP: \$52.99
6-22453	4X-6X	30yds / 27.4m	7.3lb, 5.2lb, 3.8lb	0.007in, 0.006in, 0.005in	

SKU	Size	Length	Test	Diameter	Price
Fluoroflex Freshwater Tippet					
6-22113	7X	30yds / 27.4m	2lb / .9kg	0.004in / 0.102mm	MSRP: \$16.99
6-22114	6X	30yds / 27.4m	3lb / 1.4kg	0.005in / 0.127mm	
6-22115	5X	30yds / 27.4m	4lb / 1.8kg	0.006in / 0.152mm	
6-22116	4X	30yds / 27.4m	5lb / 2.3kg	0.007in / 0.178mm	
6-22117	3X	30yds / 27.4m	6lb / 2.7kg	0.008in / 0.203mm	
6-22118	2X	30yds / 27.4m	8lb / 3.6kg	0.009in / 0.229mm	
6-22119	1X	30yds / 27.4m	10lb / 4.5kg	0.010in / 0.254mm	
6-22120	0X	30yds / 27.4m	12lb / 5.4kg	0.011in / 0.279mm	
Fluoroflex Freshwater Tippet (16lb & 20lb)					
6-22121	16lb	25yds / 22.9m	16lb / 7.3kg	0.013in / 0.330mm	MSRP: \$25.99
6-22122	20lb	25yds / 22.9m	20lb / 9kg	0.015in / 0.381mm	



Suppleflex® TIPPET



Extremely supple, soft nylon – ideal for small flies and subtle presentations.

FEATURES:

- Extra supple tippet
- Light olive color

IDEAL FOR:

- Dry flies
- Soft hackles
- Delicate presentation

SKU	Size	Length	Test	Diameter	Price
Suppleflex Tippet					
6-22040	7X	30yds / 27.4m	2.0lb / 0.9kg	0.004in / 0.102mm	MSRP: \$7.99
6-22041	6X	30yds / 27.4m	3.0lb / 1.3kg	0.005in / 0.127mm	
6-22042	5X	30yds / 27.4m	4.7lb / 2.1kg	0.006in / 0.152mm	
6-22043	4X	30yds / 27.4m	6.1lb / 2.7kg	0.007in / 0.178mm	

Two Tone Indicator TIPPET



Opaque two tone 8" sections of fluorescent pink and fluorescent chartreuse, or black and white color changing tippet with highly defined hard color changes. These color breaks create maximum contrast to allow anglers to get visual cues when tight line nymphing. The best indicator material for building sighters for European Style Nymphing.

FEATURES:

- 8" sections of contrasting color

IDEAL FOR:

- European nymphing techniques
- Competition Anglers

SKU	Size	Length	Test	Diameter	Price
Two Tone Indicator Tippet (Pink & Chartreuse)					
6-22097	6X	30yds / 27.4m	3lb / 1.4kg	0.005in / 0.127mm	MSRP: \$19.99
6-22098	5X	30yds / 27.4m	4.2lb / 1.9kg	0.006in / 0.152mm	
6-22078	4X	30yds / 27.4m	6lb / 2.7kg	0.007in / 0.178mm	
6-22079	3X	30yds / 27.4m	7lb / 3.2kg	0.008in / 0.203mm	
6-22080	2X	30yds / 27.4m	8.5lb / 3.9kg	0.009in / 0.229mm	
6-22081	1X	30yds / 27.4m	11lb / 5kg	0.010in / 0.254mm	
Two Tone Indicator Tippet (Black & White)					
6-22091	6X	30yds / 27.4m	3lb / 1.4kg	0.005in / 0.127mm	MSRP: \$19.99
6-22092	5X	30yds / 27.4m	4.2lb / 1.9kg	0.006in / 0.152mm	
6-22093	4X	30yds / 27.4m	6lb / 2.7kg	0.007in / 0.178mm	
6-22094	3X	30yds / 27.4m	7lb / 3.2kg	0.008in / 0.203mm	
6-22095	2X	30yds / 27.4m	8.5lb / 3.9kg	0.009in / 0.229mm	
6-22096	1X	30yds / 27.4m	11lb / 5kg	0.010in / 0.254mm	

Steelhead / Salmon TIPPET



Medium stiff tippet – glacial green in color and ideal for salmon, steelhead and spey.

Steelhead/Salmon 3-Pack includes three, 30-yard spools of tippet packaged in a reusable, clear plastic cup. The 3-Pack contains a spool each of 10lb, 12lb & 16lb tippet material

FEATURES:

- High abrasion resistance
- Glacial green color

IDEAL FOR:

- Steelhead
- Streamers
- Spey

SKU	Size	Length	Test	Diameter	Price
Steelhead / Salmon Tippet					
6-22069	8lb	30yds / 27.4m	8lb / 4kg	0.011in / 0.279mm	MSRP: \$7.99
6-22070	10lb	30yds / 27.4m	10lb / 5kg	0.012in / 0.305mm	
6-22071	12lb	30yds / 27.4m	12lb / 6kg	0.014in / 0.356mm	
6-22072	16lb	30yds / 27.4m	16lb / 8kg	0.015in / 0.381mm	
6-22073	20lb	30yds / 27.4m	20lb / 10kg	0.017in / 0.432mm	
Steelhead / Salmon Tippet 3-Pack					
6-22057	10-16lb	3 x 30yds / 27.4m	10, 12, 16lb	0.012in, 0.014in, 0.015in	MSRP: \$20.99

Big Nasty

TIPPET



RIO's Big Nasty Tippet is designed to cast large, heavy or air resistant flies. The tippet is made of a medium stiff nylon that easily turns over streamers, big terrestrials (like hoppers and stoneflies), and cope with tough winds. The copolymer material is incredibly tough and highly abrasion resistant.

FEATURES:

- Medium-stiff material for turning over larger flies
- Great abrasion resistance

IDEAL FOR:

- Streamers
- Terrestrials
- Windy Conditions

SKU	Size	Length	Test	Diameter	Price
Big Nasty Tippet					
6-22123	10lb	30yds / 27.4m	10lb / 5kg	0.012in / 0.305mm	MSRP: \$7.99
6-22124	12lb	30yds / 27.4m	12lb / 6kg	0.014in / 0.356mm	
6-22125	16lb	30yds / 27.4m	16lb / 8kg	0.016in / 0.406mm	
6-22126	20lb	30yds / 27.4m	20lb / 10kg	0.018in / 0.457mm	

Bass

TIPPET



RIO's Bass Tippet is a medium stiff tippet material with great abrasion resistance. It is ideal for casting bigger flies like Clouser minnows and poppers, and tough enough to withstand being scraped over rocks and submerged trees.

FEATURES:

- Medium stiff nylon
- Great abrasion resistance

IDEAL FOR:

- Bass bugs
- Poppers
- Larger streamers

SKU	Size	Length	Test	Diameter	Price
Bass Tippet					
6-22016	8lb	30yds / 27.4m	8lb / 4kg	0.011in / 0.279mm	MSRP: \$7.99
6-22017	10lb	30yds / 27.4m	10lb / 5kg	0.012in / 0.305mm	
6-22018	12lb	30yds / 27.4m	12lb / 6kg	0.014in / 0.356mm	
6-22019	16lb	30yds / 27.4m	16lb / 8kg	0.015in / 0.381mm	

Powerflex® Wire Bite

TIPPET



Tough, flexible, nylon-coated wire – ideal for sharp-toothed critters.

FEATURES:

- Super supple braided wire
- Easy to knot

IDEAL FOR:

- Pike
- Musky
- All toothy critters

SKU	Size	Length	Test	Diameter	Price
Powerflex Wire Bite Tippet					
6-22145	20lb	15ft / 4.5m	20lb / 10kg	0.016in / 0.406mm	MSRP: \$23.99
6-22146	30lb	15ft / 4.5m	30lb / 15kg	0.018in / 0.457mm	
6-22147	40lb	15ft / 4.5m	40lb / 20kg	0.024in / 0.610mm	



SALTWATER

TROPICAL SERIES

Fly Lines

NEW!

SALTWATER
SLICKCAST FLY LINES



TROPICAL SERIES

Elite Flats Pro

NEW!



TECHNOLOGY:

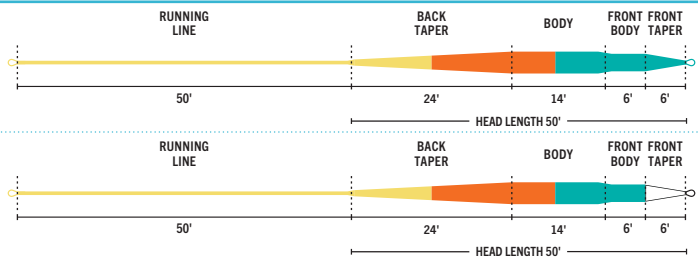
- DirectCore
- SlickCast

FEATURES:

- SureFire
- Easy ID
- Front & Back Welded Loop
- 75 – 100° F
- 24 – 38° C

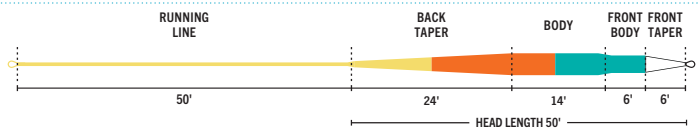
Elite Flats Pro

Example: WF10F
Overall Length: 100'



Elite Flats Pro StealthTip

Example: WF10F/I
Overall Length: 100'



THE VERY BEST FLATS LINE ON THE MARKET

— perfect for bones, perms and poons with low-stretch, ultra-slick performance.

- Designed to easily cast flies from size 2/0 to 8
- Mid length head & long back taper for complete line control
- Low stretch "DirectCore" for hard, solid strip sets
- Built with RIO's exceptionally slick, durable SlickCast coating
- SureFire tricolored measuring system for increased accuracy and distance control

Conquer the flats with RIO's Elite Flats Pro tropical saltwater line. This line has a mid length head and long back taper for smooth, effortless loops, and a weight distribution that provides perfect presentations of just about any fly you are likely to use. Each line is built on RIO's low-memory DirectCore that is extremely easy to anneal (stretch) and lies perfectly straight on the water, yet retains the stiffness needed to cast in hot conditions. In addition the line is built with SlickCast—the slickest, most durable coating on the market.

There are four different density options available that ensures any angler fishing the flats is covered for all conditions and species. The options available are:

- F – A full floating line
- F/I StealthTip – A full floating line with a 6ft clear intermediate tip - essentially a floating line with a really short, clear tip for the ultimate in stealth.
- F/I – A floating line with a 15ft clear intermediate tip – perfect for getting the fly down in deeper flats
- I – A full intermediate sinking tropical saltwater line

The core strength of this line is as follows:

WF6 - WF7 = 30lb
WF8 - WF9 = 40lb
WF10 - WF12 = 50lb

SKU	Size	Head Length	Overall Length	Sink Rate	Color	Price				
NEW! Elite Flats Pro										
6-19302	WF6F	47ft / 14m	100ft / 30.5m	Float	Aqua / Orange / Light Sand	MSRP: \$174.99				
6-19303	WF7F	49ft / 14.9m	100ft / 30.5m							
6-19304	WF8F	49ft / 14.9m	100ft / 30.5m							
6-19305	WF9F	50ft / 15.2m	100ft / 30.5m							
6-19306	WF10F	50ft / 15.2m	100ft / 30.5m							
6-19307	WF11F	50ft / 15.2m	100ft / 30.5m							
6-19308	WF12F	50ft / 15.2m	100ft / 30.5m	Float	Gray / Light Sand / Kelp					
6-19309	WF6F	47ft / 14m	100ft / 30.5m							
6-19310	WF7F	49ft / 14.9m	100ft / 30.5m							
6-19311	WF8F	49ft / 14.9m	100ft / 30.5m							
6-19312	WF9F	50ft / 15.2m	100ft / 30.5m							
6-19313	WF10F	50ft / 15.2m	100ft / 30.5m							
6-19314	WF11F	50ft / 15.2m	100ft / 30.5m	Float / 1.5ips	Clear / Aqua / Orange / Light Sand	MSRP: \$174.99				
6-19315	WF12F	50ft / 15.2m	100ft / 30.5m							
NEW! Elite Flats Pro StealthTip										
6-19316	WF6F/I	47ft / 14m	100ft / 30.5m	Float / 1.5ips	Clear / Aqua / Orange / Light Sand		MSRP: \$174.99			
6-19317	WF7F/I	49ft / 14.9m	100ft / 30.5m							
6-19318	WF8F/I	49ft / 14.9m	100ft / 30.5m							
6-19319	WF9F/I	50ft / 15.2m	100ft / 30.5m							
6-19320	WF10F/I	50ft / 15.2m	100ft / 30.5m							
6-19321	WF11F/I	50ft / 15.2m	100ft / 30.5m							
6-19322	WF12F/I	50ft / 15.2m	100ft / 30.5m	Float / 1.5ips	Clear / Aqua / Orange / Light Sand	MSRP: \$174.99				
NEW! Elite Flats Pro 15' Clear Tip										
6-19323	WF7F/I	49ft / 14.9m	100ft / 30.5m							
6-19324	WF8F/I	49ft / 14.9m	100ft / 30.5m							
6-19325	WF9F/I	50ft / 15.2m	100ft / 30.5m							
6-19326	WF10F/I	50ft / 15.2m	100ft / 30.5m							
6-19327	WF11F/I	50ft / 15.2m	100ft / 30.5m							
6-19328	WF12F/I	50ft / 15.2m	100ft / 30.5m	Int / 1.5ips	Clear / Trans Orange / Trans Aqua		MSRP: \$174.99			
NEW! Elite Flats Pro Intermediate										
6-19329	WF8I	49ft / 14.9m	100ft / 30.5m							
6-19330	WF9I	50ft / 15.2m	100ft / 30.5m							
6-19331	WF10I	50ft / 15.2m	100ft / 30.5m							
6-19332	WF11I	50ft / 15.2m	100ft / 30.5m							
6-19333	WF12I	50ft / 15.2m	100ft / 30.5m							

TROPICAL SERIES

Elite Bonefish

NEW!



Inspired by the Bahamian flag

TECHNOLOGY:

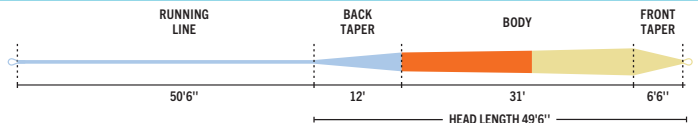
- DirectCore
- SlickCast

FEATURES:

- SureFire
- Easy ID
- Front & Back Welded Loop
- 75 – 100° F
- 24 – 38° C

Elite Bonefish

Example: WF8F
Overall Length: 100'



THE VERY BEST BONEFISH LINE ON THE MARKET

with low-stretch, ultra-slick performance.

- Front-weighted to quickly load a fly rod for minimum false casting
- Long head, and back taper for maximum casting versatility
- Low stretch "DirectCore" for hard, solid strip sets
- Built with RIO's exceptionally slick, durable SlickCast coating
- SureFire tricolored measuring system for increased accuracy and distance control

RIO's Elite Bonefish line has a long head and back taper to smooth out the loop, and to make long efficient casts, while the mid length front taper produces great turnover and easy presentation of typical bonefish flies. Each line is built on RIO's

SKU	Size	Head Length	Overall Length	Sink Rate	Color	Price
NEW! Elite Bonefish						
6-19341	WF6F	47ft / 14m	90ft / 27.7m	Float	Light Sand / Orange / Blue	MSRP: \$174.99
6-19342	WF7F	49ft / 15.1m	100ft / 30.5m			
6-19343	WF8F	49.5ft / 15.3m	100ft / 30.5m			
6-19344	WF9F	49.5ft / 15.3m	100ft / 30.5m			
6-19345	WF6F	47ft / 14m	90ft / 27.7m	Float	Yellow / Black / Aqua*	
6-19346	WF7F	49ft / 15.1m	100ft / 30.5m			
6-19347	WF8F	49.5ft / 15.3m	100ft / 30.5m			
6-19348	WF9F	49.5ft / 15.3m	100ft / 30.5m			

*The Bahamian colorway has its first color change at 30ft. Other lines with SureFire change at 20ft.

low-memory DirectCore that is extremely easy to anneal (stretch) and lies perfectly straight on the water, yet retains the stiffness needed to cast in hot conditions.

In addition, this line is built with SlickCast, creating the slickest, most durable coating on the market—producing the least amount of friction ever measured in a fly line.



NEW!

TROPICAL SERIES

Elite Permit



TECHNOLOGY:

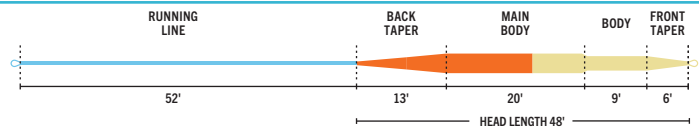
- DirectCore
- SlickCast

FEATURES:

- SureFire
- Easy ID
- Front & Back Welded Loop
- 75 - 100° F
- 24 - 38° C

Elite Permit

Example: WF9F
Overall Length: 100'



THE VERY BEST PERMIT LINE ON THE MARKET

with low-stretch, ultra-slick performance.

- Easy casting taper that presents typical crab patterns gently
- Long back taper for fast, 2nd shot casts
- Low stretch "DirectCore" for hard, solid strip sets
- Built with RIO's exceptionally slick, durable SlickCast coating
- SureFire tricolored measuring system for increased accuracy and distance control

RIO's Elite Permit line features an easy casting taper that loads at close range, and a long back taper for fast, 2nd shot casts. The front taper and weight distribution is designed to give soft presentations so as not to spook wary Perms, while maintaining enough weight to easily cast typical crab patterns. Each line is built on RIO's low-memory DirectCore that is extremely easy to

SKU	Size	Head Length	Overall Length	Sink Rate	Color	Price
NEW! Elite Permit						
6-19338	WF8F	46ft / 14m	100ft / 30.5m	Float	Light Sand / Orange / Aqua Blue	MSRP: \$174.99
6-19339	WF9F	48ft / 14.6m	100ft / 30.5m			
6-19340	WF10F	50ft / 15.2m	100ft / 30.5m			
6-19349	WF8F	46ft / 14m	100ft / 30.5m	Float	Sand / Camo / Light Sand	
6-19350	WF9F	48ft / 14.6m	100ft / 30.5m			
6-19351	WF10F	50ft / 15.2m	100ft / 30.5m			

stretch and lies perfectly straight on the water, yet retains the stiffness needed to cast in hot conditions.

In addition, this line is built with SlickCast, creating the slickest, most durable coating on the market—producing the least amount of friction ever measured in a fly line.

NEW!

TROPICAL SERIES

Elite Tarpon



TECHNOLOGY:

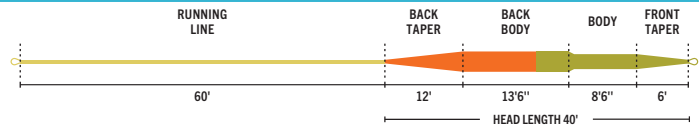
- DirectCore
- SlickCast

FEATURES:

- SureFire
- Easy ID
- Front & Back Welded Loop
- 75 - 100° F
- 24 - 38° C

Elite Tarpon

Example: WF10F
Overall Length: 100'



THE VERY BEST TARPON LINE ON THE MARKET

with low-stretch, ultra-slick performance.

- Effortless casting, accurate line design that turns over typical tarpon flies with ease
- Long back taper for fast, 2nd shot casts
- Low stretch "DirectCore" for hard, solid strip sets
- Built with RIO's exceptionally slick, durable SlickCast coating
- SureFire tricolored measuring system for increased accuracy and distance control

RIO's Elite Tarpon lines feature short, powerful front tapers to easily cast large flies, and a long back taper for stable casts at range, quick pickups, and 2nd shot casts to moving fish. Each line is built on RIO's low-memory DirectCore that is extremely easy to stretch and lies perfectly straight on the water, yet retains the stiffness needed to cast in hot conditions.

SKU	Size	Head Length	Overall Length	Sink Rate	Color	Price
NEW! Elite Tarpon						
6-19334	WF9F	39.5ft / 12m	100ft / 30.5m	Float	Sea Grass / Orange / Sand	MSRP: \$174.99
6-19335	WF10F	40.5ft / 12.3m	100ft / 30.5m			
6-19336	WF11F	40.5ft / 12.3m	100ft / 30.5m			
6-19337	WF12F	40.5ft / 12.3m	100ft / 30.5m			

In addition, this line is built with SlickCast, creating the slickest, most durable coating on the market—producing the least amount of friction ever measured in a fly line.

NEW!

TROPICAL SERIES

Elite GT



TECHNOLOGY:

- DirectCore
- SlickCast

FEATURES:

- SureFire
- Easy ID
- Front & Back Welded Loop
- 75 - 100° F
- 24 - 38° C

Elite GT

Example: WF12F
Overall Length: 100'



THE PERFECT LINE FOR CHASING GT'S

with low-stretch, ultra-slick performance.

- Short, heavy head to load powerful saltwater rods
- Short, aggressive front taper to cast large flies with ease
- Low stretch "DirectCore" for hard, solid strip sets
- Built with RIO's exceptionally slick, durable SlickCast coating
- SureFire tricolored measuring system for increased accuracy and distance control

RIO's Elite GT (Giant Trevally) line has been specifically designed for the demanding conditions faced by the hardcore GT angler. Each line is built on RIO's low-memory DirectCore that is extremely easy to anneal (stretch) and lies perfectly straight on the water, yet retains the stiffness needed to cast in hot conditions.

SKU	Size	Head Length	Overall Length	Sink Rate	Color	Price
NEW! Elite GT						
6-19352	WF10F	36ft / 11m	100ft / 30.5m	Float	Blue / Orange / Sea Grass	MSRP: \$174.99
6-19353	WF11F	36ft / 11m	100ft / 30.5m			
6-19354	WF12F	36ft / 11m	100ft / 30.5m			

In addition, this line is built with SlickCast, creating the slickest, most durable coating on the market—producing the least amount of friction ever measured in a fly line.



TROPICAL SERIES

Bonefish



TECHNOLOGY:

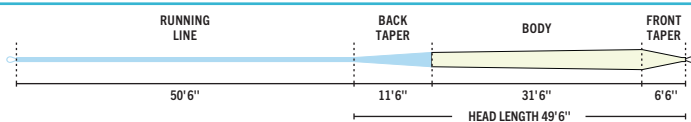
- AgentX
- Extreme Slickness

FEATURES:

- 75 - 100° F
24 - 38° C
- DualTone
- Front & Back Welded Loop

Bonefish

Example: WF8F
Overall Length: 100'



THE PERFECT LINE FOR ANGLERS targeting bonefish and other flats species.

- Revolutionary design allows for incredible loop stability and distance
- Unique, easy casting taper that loads a fly rod at close range
- High floating running line that will not sink and impede the cast
- Medium stiff core and hard coating that will not wilt in warm conditions

RIO's Bonefish line has a long head and rear taper to smooth out the loop, and to make long efficient casts, while the mid length front taper produces great turnover and easy presentation of typical bonefish flies. This is a great line for the more experienced flats angler, and ideal for fast 2nd shot casts to cruising fish.

SKU	Size	Head Length	Overall Length	Sink Rate	Color	Price
Bonefish						
6-20280	WF6F	47ft / 14m	90ft / 27.4m	Float	Sand / Blue	MSRP: \$129.99
6-20281	WF7F	49ft / 14.9m	90ft / 27.4m			
6-20282	WF8F	49.5ft / 15.1m	100ft / 30.5m			
6-20283	WF9F	49.5ft / 15.1m	100ft / 30.5m			

TROPICAL SERIES

Bonefish QuickShooter



TECHNOLOGY:

- AgentX
- Extreme Slickness

FEATURES:

- 75 - 100° F
24 - 38° C
- DualTone
- Front & Back Welded Loop

Bonefish QuickShooter

Example: WF8F
Overall Length: 100'



THE PERFECT CHOICE OF LINE FOR NOVICE anglers, and for anglers wading flats.

- Short, easy casting head that loads a fly rod at close range
- Mid length front taper that turns over typical bonefish flies with great presentation
- Medium stiff core and hard coating that will not wilt in warm conditions
- High floating running line that will not sink and impede the cast

RIO's Bonefish QuickShooter has a short head, and loads a rod quickly. It is an ideal line for low light conditions and for anglers wading flats when fish are hard to spot and close range casts are required. It is also a fantastic line choice for the novice bonefish angler. AgentX Technology ensures the running line stays afloat, while a medium stiff core and tropical coating stops the line from wilting in the heat. Welded loops on both ends of the lines makes for easy rigging.

SKU	Size	Head Length	Overall Length	Sink Rate	Color	Price
Bonefish QuickShooter						
6-20277	WF5F	35.5ft / 10.9m	90ft / 27.4m	Float	Aqua Blue / Sand	MSRP: \$129.99
6-20278	WF6F	35.5ft / 10.9m	90ft / 27.4m			
6-20284	WF7F	35.5ft / 10.9m	90ft / 27.4m			
6-20285	WF8F	35.5ft / 10.9m	100ft / 30.5m			
6-20286	WF9F	35.5ft / 10.9m	100ft / 30.5m			
Bonefish QuickShooter High-Vis						
6-20287	WF7F	35.5ft / 10.9m	90ft / 27.4m	Float	Orange / Sand	MSRP: \$129.99
6-20288	WF8F	35.5ft / 10.9m	100ft / 30.5m			
6-20289	WF9F	35.5ft / 10.9m	100ft / 30.5m			

TROPICAL SERIES

Summer Redfish



TECHNOLOGY:

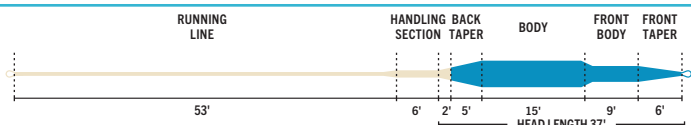
- AgentX
- Extreme Slickness

FEATURES:

- 75 - 100° F
24 - 38° C
- DualTone
- Front & Back Welded Loop

Summer Redfish

Example: WF8F
Overall Length: 100'



DESIGNED FOR THE REDFISH angler targeting fish in warmer climates

- Mid-length front taper for perfect presentations, yet powerful enough to cast typical summer redfish patterns
- Easy loading head makes it simple to cast at close range
- Medium stiff core and tropical coating ensures the line does not wilt in the heat

RIO's Summer Redfish line is designed for anglers targeting redfish and speckled trout in warmer conditions. The line features a mid length front taper that casts typical redfish patterns, and allows for careful presentations so as not to spook wary Reds. The line is front weighted to easily load a rod and to cope with typical saltwater winds, and has a medium-stiff core and a hard, tropical coating that will not wilt in warmer conditions.

SKU	Size	Head Length	Overall Length	Sink Rate	Color	Price
Summer Redfish						
6-21019	WF6F	35.5ft / 10.9m	90ft / 27.4m	Float	Aqua Blue / Sand	MSRP: \$129.99
6-21020	WF7F	35.5ft / 10.9m	90ft / 27.4m			
6-21021	WF8F	35.5ft / 10.9m	100ft / 30.5m			
6-21022	WF9F	35.5ft / 10.9m	100ft / 30.5m			
6-21023	WF10F	35.5ft / 10.9m	100ft / 30.5m			



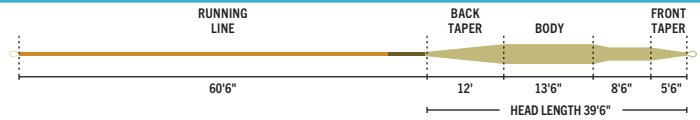
TROPICAL SERIES Tarpon



- TECHNOLOGY:**
- AgentX
 - Extreme Slickness
- FEATURES:**
- 75 - 100° F
24 - 38° C
 - DualTone
 - Front & Back Welded Loop

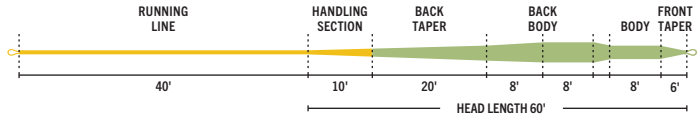
Tarpon

Example: WF12F
Overall Length: 100'



Tarpon Technical

Example: WF12F
Overall Length: 100'



THE PERFECT LINE FOR ANGLERS targeting tarpon and other large tropical species

- Effortless casting, accurate line design that turns over typical tarpon flies with ease
- Built on a strong, medium stiff core which will not wilt in the heat

RIO's Tarpon lines feature short, powerful front tapers to easily cast large flies, and are heavy enough to load modern saltwater fly rods. The series incorporates two different designs to cover all angling situations, both built on cores in excess of 50lbs.

The Tarpon line has a mid-length head of around 40ft and is an ideal all-round Tarpon line

The Tarpon Technical line has a long head of

SKU	Size	Head Length	Overall Length	Sink Rate	Color	Price
Tarpon						
6-20347	WF9F	39.5ft / 12m	100ft / 30.5m	Float	Sea Grass / Camo / Sand	MSRP: \$129.99
6-20348	WF10F	40.5ft / 12.3m	100ft / 30.5m			
6-20349	WF11F	40.5ft / 12.3m	100ft / 30.5m			
6-20350	WF12F	40.5ft / 12.3m	100ft / 30.5m			
Tarpon Technical						
6-20586	WF10F	60ft / 18.2m	100ft / 30.5m	Float	Kelp / Orange	MSRP: \$129.99
6-20587	WF11F	60ft / 18.2m	100ft / 30.5m			
6-20588	WF12F	60ft / 18.2m	100ft / 30.5m			

around 60ft that is ideal for the more experienced tarpon angler and allows for long, controlled casts. The extra head length is ideal for fast pick-ups and 2nd shot casts.


TROPICAL SERIES Tarpon QuickShooter



- TECHNOLOGY:**
- AgentX
 - Extreme Slickness
- FEATURES:**
- 75 - 100° F
24 - 38° C
 - DualTone
 - Front & Back Welded Loop

Tarpon QuickShooter

Example: WF11F
Overall Length: 100'



A VERY EASY CASTING, TROPICAL fly line designed for the tarpon angler

- Short, powerful head that is very easy to cast - ideal for novice tarpon anglers
- Heavier than standard tarpon lines to easily load modern saltwater rods

RIO's Tarpon QuickShooter lines have been specifically designed for tarpon and other tropical species. Every line features a powerful front taper that casts large flies, or punches into tough winds with ease. The short head is heavier than standard tarpon lines, making it easy to load and cast. Welded loops on both ends of the line allow anglers to rig easily.

SKU	Size	Head Length	Overall Length	Sink Rate	Color	Price
Tarpon QuickShooter						
6-20468	WF10F	30ft / 9.1m	100ft / 30.5m	Float	Camo / Ivory	MSRP: \$129.99
6-20469	WF11F	30ft / 9.1m	100ft / 30.5m			
6-20470	WF12F	30ft / 9.1m	100ft / 30.5m			

TROPICAL SERIES Winter Redfish



- TECHNOLOGY:**
- AgentX
 - Extreme Slickness
- FEATURES:**
- 75 - 100° F
24 - 38° C
 - DualTone
 - Front & Back Welded Loop

Winter Redfish

Example: WF8F
Overall Length: 100'



DESIGNED FOR THE WINTER REDFISH ANGLER, and for casting large flies.

- Short, powerful front taper to turnover large flies
- Supple core and coating that will not tangle in cooler conditions
- Short, easy loading head that empowers the cast at close range

RIO's Winter Redfish line is designed specifically for anglers targeting big gulf Reds in the fall and winter. The line features a short, powerful front taper that has no problem turning over large mullet and baitfish patterns, while the short, easy casting head ensures the line loads up at close range. The line has a slick coating and medium-stiff core that will not tangle in cooler conditions, and features RIO's XS and AgentX technologies, as well as welded loops on both ends.

SKU	Size	Head Length	Overall Length	Sink Rate	Color	Price
Winter Redfish						
6-21016	WF8F	35ft / 10.4m	100ft / 30.5m	Float	Gray / Orange	MSRP: \$129.99
6-21017	WF9F	35ft / 10.4m	100ft / 30.5m			
6-21018	WF10F	35ft / 10.4m	100ft / 30.5m			



TROPICAL SERIES Leviathan



FEATURES:


- 75 – 100° F
24 – 38° C
- Front & Back
Welded Loop

Fly Line / Rod Size Recommendations

GRAIN WT:	Fly Rod Size
250gr	7, 8 weight
300gr	8, 9 weight
350gr	9, 10 weight
400gr	10, 11 weight
500gr	12, 13 weight
550gr	12 - 14 weight
600gr	14 - 16 weight
750gr	15+ weight

Leviathan 26ft Sink Tip

Example: 500gr, 26 ft Sink Tip
Overall Length: 100'



Intermediate Leviathan

Example: 500gr Intermediate
Overall Length: 100'



Billfish Shooting Head

Example: 550gr
Overall Length: 30'



DESIGNED FOR THE SPECIFIC DEMANDS of anglers targeting the largest tropical species

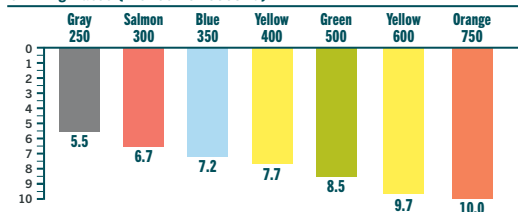
- Short, heavy head that easily load powerful saltwater fly rods
- Ultra strong cores in excess of 50 lbs
- Aggressive front tapers that easily cast the largest of flies

RIO's Leviathan lines have been specifically designed for the largest of tropical species. Each line features a powerful front taper to cast the biggest of flies, and a short, heavy head to load blue water rods. The 250gr Leviathan line is built on a 35lb core, while the 300gr to 400gr lines are built on ocean-tough, strong cores in excess of 50lbs. All Leviathan lines of 500gr and more have ultra-strong cores of 70lbs and more, that will easily battle large fish and resist being cut on coral and rock structures. A hard, tropical coating prevents the line from wilting in the heat, while 100%, bullet-proof welded loops are added on both ends for fast, easy rigging.

The Billfish Shooting Head has a bright orange, 4ft long rear section so anglers can easily see the rear end of the head.

SKU	Size	Head Length	Overall Length	Sink Rate	Color	Price
Leviathan 26ft Sink Tip						
6-20539	250gr	33ft / 10m	100ft / 30.5m	1.5 / 5.5ips	Black / Gray	MSRP: \$129.99
6-20541	300gr	33ft / 10m	100ft / 30.5m	1.5 / 6.7ips	Black / Salmon	
6-20543	350gr	33ft / 10m	100ft / 30.5m	1.5 / 7.2ips	Black / Blue	
6-20542	400gr	33ft / 10m	100ft / 30.5m	1.5 / 7.7ips	Black / Yellow	
6-21026	500gr	33ft / 10m	100ft / 30.5m	1.5 / 8.5ips	Black / Green	
6-21027	600gr	33ft / 10m	100ft / 30.5m	1.5 / 9.7ips	Black / Yellow	
6-20538	750gr	33ft / 10m	100ft / 30.5m	1.5 / 10.0ips	Black / Orange	
Intermediate Leviathan						
6-21028	500gr	33ft / 10m	100ft / 30.5m	1.5 - 2ips	Clear Tip / Trans Green	MSRP: \$129.99
Billfish Shooting Head						
6-20426	550gr	31ft / 9.5m	31ft / 9.5m	8-9ips	Gray / Orange	MSRP: \$89.99

Sinking Rates (Inches Per Second)



TROPICAL SERIES OutBound Short



TECHNOLOGY:

- Extreme Slickness

FEATURES:

- 75 – 100° F
24 – 38° C
- DualTone
- Front & Back
Welded Loop

OutBound Short

Example: WF8F
Overall Length: 100'



ULTRA POWERFUL, EASY CASTING line built for exceptionally long casts

- Heavier than standard fly lines for easy casting
- Short, powerful front taper to cast the largest of flies
- Unique, front-loaded weight distribution makes ultra-long casts

RIO's Tropical OutBound Short lines are designed for fishing in hot climates. A short, aggressive front taper easily casts large and weighted flies very long distances, while the powerful head design loads rods deeply and efficiently for effortless casts. A range of densities make this a very versatile line series. Each line features RIO's XS technology for super slick performance, and is built with a hard, tropical coating that ensures the line does not wilt in the heat.

There are four densities available:

- F – Full floating
- F/I – Floating with 30ft intermediate head (first 15ft is clear)
- F/I – Floating with 10ft clear intermediate tip
- I/S6 Fast sinking head with intermediate running line

SKU	Size	Head Length	Overall Length	Sink Rate	Color	Price
Tropical OutBound Short F						
6-21830	WF8F	30ft / 9.1m	100ft / 30.5m	Float	Dark Olive / Ivory	MSRP: \$129.99
6-21831	WF9F	30ft / 9.1m	100ft / 30.5m			
6-21832	WF10F	30ft / 9.1m	100ft / 30.5m			
6-21833	WF11F	30ft / 9.1m	100ft / 30.5m			
6-21834	WF12F	30ft / 9.1m	100ft / 30.5m			
Tropical OutBound Short F/I (30ft intermediate head)						
6-21835	WF8F/I	30ft / 9.1m	100ft / 30.5m	Float / 30ft Head / 1.5ips	Clear Tip / Blue / Ivory	MSRP: \$129.99
6-21836	WF9F/I	30ft / 9.1m	100ft / 30.5m			
6-21837	WF10F/I	30ft / 9.1m	100ft / 30.5m			
6-21838	WF11F/I	30ft / 9.1m	100ft / 30.5m			
6-21839	WF12F/I	30ft / 9.1m	100ft / 30.5m			
Tropical OutBound Short F/I (10ft clear intermediate tip)						
6-20901	WF8F/I	30ft / 9.1m	100ft / 30.5m	Float / 10ft Tip / 1.5ips	Clear Tip / Sand / Sea Grass	MSRP: \$129.99
6-20902	WF9F/I	30ft / 9.1m	100ft / 30.5m			
6-20903	WF10F/I	30ft / 9.1m	100ft / 30.5m			
Tropical OutBound Short I/S6						
6-20375	WF8I/S6	30ft / 9.1m	100ft / 30.5m	1.5ips / 6.0ips	Black / Gray	MSRP: \$129.99
6-20376	WF9I/S6	30ft / 9.1m	100ft / 30.5m			
6-20377	WF10I/S6	30ft / 9.1m	100ft / 30.5m			

SALTWATER

COLDWATER SERIES

Fly Lines





COLDWATER SERIES

Coastal QuickShooter



TECHNOLOGY:

Extreme Slickness

FEATURES:

35 - 80° F

2 - 27° C


DualTone

Front & Back
Welded Loop

Coastal QuickShooter

Example: WF8I

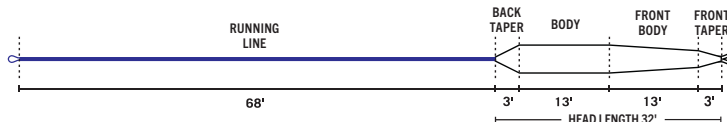
Overall Length: 100'



Coastal QuickShooter XP

Example: WF8I

Overall Length: 100'



DESIGNED FOR THE COASTAL SALTWATER ANGLER, fishing in cooler conditions.

- Short, powerful front taper to turnover large flies
- Supple core and coating that will not tangle in cooler conditions
- Clear, easy loading head that empowers the cast at close range

RIO's Coastal QuickShooter line features a clear intermediate head, and is designed specifically for anglers fly fishing off the coast in cooler conditions. The line features a short front taper that has no problem turning over baitfish and shrimp patterns in typical coastal winds, and has a short, easy casting head to help the rod load at close range.

The Coastal QuickShooter XP (Extra Powerful) is a much heavier line, with more weight at the front and is specifically designed for casting the largest of flies.

SKU	Size	Head Length	Overall Length	Sink Rate	Color	Price
Coastal QuickShooter						
6-21002	WF5I	34ft / 10.3m	90ft / 27.6m	Intermediate (1.5lips)	Clear / Chartreuse	MSRP: \$129.99
6-21003	WF6I	35ft / 10.6m	90ft / 27.6m			
6-21004	WF7I	35ft / 10.6m	90ft / 27.6m			
6-21005	WF8I	36ft / 10.9m	100ft / 30.5m			
Coastal QuickShooter XP						
6-21006	WF8I	32ft / 9.7m	100ft / 30.5m	Intermediate (1.5lips)	Clear / Purple	MSRP: \$129.99
6-21007	WF9I	33ft / 10m	100ft / 30.5m			
6-21008	WF10I	33ft / 10m	100ft / 30.5m			

COLDWATER SERIES

OutBound Short Shooting Head



TECHNOLOGY:

Extreme Slickness

FEATURES:

35 - 80° F

2 - 27° C

Density Compensation
(Sink 3 & Sink 6 Only)

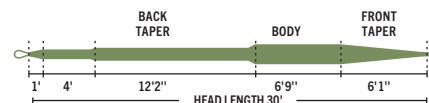
EasyID

Front & Back
Welded Loop

OutBound Short Shooting Head

Example: ST8F

Overall Length: 30'



POWERFUL, EASY CASTING SHOOTING HEADS that make long distance casts simple

- Unique taper design that stays in the air, resulting in long distance casts
- Short, powerful front taper that cast large flies easily
- Front-loaded weight distribution that loads rods quickly and effortlessly

RIO's shooting heads are based on the popular OutBound Short lines, and are designed to cast very long distances. The front loaded weight distribution quickly loads a rod, while the unique step down taper at the back allows for very long flight times and easy distance. The heads are built above the AFTM standard to correctly load modern rods - anglers do not need to step up a line size when choosing a line for their rod, as this is done in the design. Each head has Easy ID for quick identification.

RIO recommends attaching the following head sizes to these shooting lines sizes:

- ST7 to ST8 - 0.024"/0.026" shooting line, or 25lb SlickShooter/GripShooter
- ST8 to ST10 - 0.030"/0.032" shooting line or 35lb SlickShooter/GripShooter

SKU	Size	Head Length	Overall Length	Sink Rate	Color	Price
OutBound Short Shooting Head F						
6-20926	ST7F	30ft / 9.1m	30ft / 9.1m	Float	Moss	MSRP: \$64.99
6-20930	ST8F	30ft / 9.1m	30ft / 9.1m			
6-20931	ST9F	30ft / 9.1m	30ft / 9.1m			
6-20932	ST10F	30ft / 9.1m	30ft / 9.1m			
OutBound Short Shooting Head Hover						
6-19212	ST7S1	30ft / 9.1m	30ft / 9.1m	1ips	Moss	MSRP: \$64.99
6-19213	ST8S1	30ft / 9.1m	30ft / 9.1m			
6-19214	ST9S1	30ft / 9.1m	30ft / 9.1m			
6-19215	ST10S1	30ft / 9.1m	30ft / 9.1m			
OutBound Short Shooting Head I						
6-20927	ST7I	30ft / 9.1m	30ft / 9.1m	1.5 – 2ips	Clear	MSRP: \$64.99
6-20935	ST8I	30ft / 9.1m	30ft / 9.1m			
6-20936	ST9I	30ft / 9.1m	30ft / 9.1m			
6-20937	ST10I	30ft / 9.1m	30ft / 9.1m			
OutBound Short Shooting Head S3						
6-20928	ST7S3	30ft / 9.1m	30ft / 9.1m	3 – 4ips	Brown	MSRP: \$64.99
6-20940	ST8S3	30ft / 9.1m	30ft / 9.1m			
6-20941	ST9S3	30ft / 9.1m	30ft / 9.1m			
6-20942	ST10S3	30ft / 9.1m	30ft / 9.1m			
OutBound Short Shooting Head S6						
6-20929	ST7S6	30ft / 9.1m	30ft / 9.1m	6 – 7ips	Black	MSRP: \$64.99
6-20945	ST8S6	30ft / 9.1m	30ft / 9.1m			
6-20946	ST9S6	30ft / 9.1m	30ft / 9.1m			
6-20947	ST10S6	30ft / 9.1m	30ft / 9.1m			



COLDWATER SERIES

InTouch Striper



TECHNOLOGY:

- ConnectCore
- Extreme Slickness

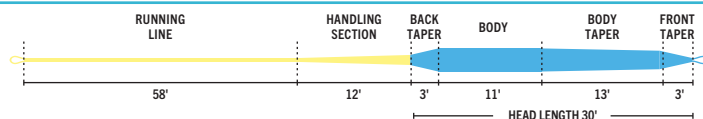
FEATURES:

- 35 – 80° F
2 – 27° C
- Density Compensation (On 30ft Sink Tip Only)
- Front & Back Welded Loop



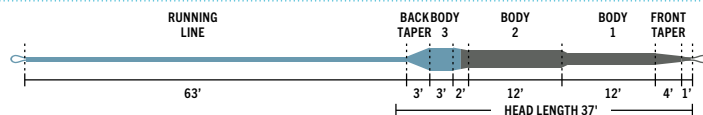
InTouch Striper Fit & Int

Example: WF9F
Overall Length: 100'



InTouch Striper 30ft Sink Tip

Example: 350gr
Overall Length: 100'



A COMPLETE SERIES OF FLY LINES developed for the striped bass angler

- Ultra-low stretch ConnectCore for maximum performance
- Front biased weight to load rods at close range
- Density compensation on sinking lines
- Luminous running line on intermediate line for night fishing

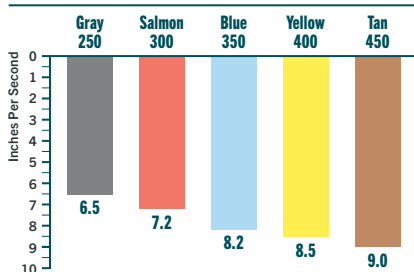
RIO's InTouch Striper lines are built with RIO's ultra-low stretch ConnectCore Technology for the modern striper angler, with easy casting, front-loaded heads.

There are three line types within this series:

- F – A Full floating line
- I – An intermediate sinking line with luminous running line
- A series of 30 ft long sinking lines with intermediate running lines

Each sinking line is density compensated and allows anglers to stay in touch with the fly. Welded loops on both ends of all lines make for fast rigging.

Sinking Rates (Inches Per Second)



Fly Line / Rod Size Recommendations

GRAIN WT:	Fly Rod Size
Gray 250gr	7, 8 weight
Salmon 300gr	8, 9 weight
Blue 350gr	9, 10 weight
Yellow 400gr	10, 11 weight
Tan 450gr	11, 12 weight

COLDWATER SERIES

InTouch OutBound Custom



TECHNOLOGY:

- ConnectCore
- Extreme Slickness

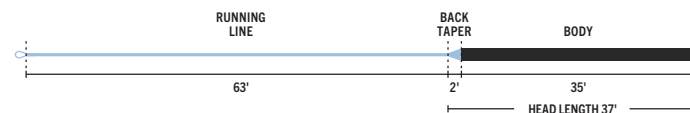
FEATURES:

- 35 – 80° F
2 – 27° C
- Density Compensation (Sinking Lines Only)
- DualTone
- Rear Loop



InTouch OutBound Custom

Example: T-11
Overall Length: 100'



POWERFUL, EASY CASTING LINE built for exceptionally long casts, with ultra-low stretch performance.

- Ultra-low stretch ConnectCore for maximum performance
- Level, fast sinking head, designed to be cut and customized
- Designed to cast large flies, and get extra deep

RIO's InTouch OutBound Custom lines feature extra-fast sinking, level heads that are designed to be cut to allow anglers to precisely tune their line to their rod, casting style and fishing conditions. The head is seamlessly integrated into an intermediate running line, and is built with RIO's ultra-low stretch ConnectCore Technology for the maximum in sensitivity, control and performance.

SKU	Size	Head Length	Overall Length	Sink Rate	Color	Price
InTouch OutBound Custom						
6-20916	T-11	37ft / 11.3m	100ft / 30.5m	1.5 / 8.0ips	Black / Trans Blue	MSRP: \$129.99
6-20917	T-14	37ft / 11.3m	100ft / 30.5m	1.5 / 9.0ips	Black / Trans Green	





SPECIALTY SERIES

InTouch
OutBound Short

TECHNOLOGY:

ConnectCore

Extreme Slickness


FEATURES:

35 - 80° F
2 - 27° C→ Density Compensation
(Sinking Lines Only)

→ DualTone

→ Front & Back
Welded Loop

InTouch OutBound Short

Example: WF8F
Overall Length: 100'**EXCEPTIONALLY POWERFUL, EASY CASTING**, line built for maximum distance, with ultra-low stretch performance

- Ultra-low stretch ConnectCore for maximum performance
- Front loaded to cast large flies with ease
- Designed for easy distance
- XS Technology for a superslick coating
- Welded loops for fast rigging

RIO's InTouch OutBound Short series of lines are designed to cast large and heavy flies very long distances. Built with RIO's ultra-low stretch ConnectCore Technology. A short, aggressive front taper easily carries large, weighted streamers, while the powerful head design loads rods deeply and efficiently for effortless casts. A full range of densities make this a very versatile line series. Each line features RIO's XS Technology for super slick performance, and is built with a supple, coldwater coating that ensures the line remains tangle-free.

Six different densities make up this line series:

- F – A full floating line
- F/S1 – A floating line with ultra-slow sink "hover" head
- F/I – A floating line with a 15ft intermediate tip
- I – A full intermediate line with a 30ft gray colored head
- I/S3 – An intermediate line with a 30ft medium sinking, type 3 (3in per second) head
- I/S6 – An intermediate line with a 30ft fast sinking, type 6 (6in per second) head

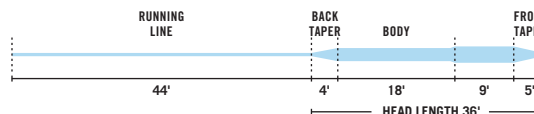
SKU	Size	Head Length	Overall Length	Sink Rate	Color	Price
InTouch OutBound Short F						
6-21224	WF5F	30ft / 9.1m	100ft / 30.5m	Float	Moss / Ivory	MSRP: \$129.99
6-21301	WF6F	30ft / 9.1m	100ft / 30.5m			
6-21302	WF7F	30ft / 9.1m	100ft / 30.5m			
6-21303	WF8F	30ft / 9.1m	100ft / 30.5m			
6-21304	WF9F	30ft / 9.1m	100ft / 30.5m			
6-21305	WF10F	30ft / 9.1m	100ft / 30.5m			
InTouch OutBound Short F/S1						
6-21221	WF6F/S1	30ft / 9.1m	100ft / 30.5m	Float / 1.0ips	Olive / Yellow	MSRP: \$129.99
6-21222	WF7F/S1	30ft / 9.1m	100ft / 30.5m			
6-21223	WF8F/S1	30ft / 9.1m	100ft / 30.5m			
InTouch OutBound Short F/I						
6-21306	WF5F/I	30ft / 9.1m	100ft / 30.5m	Float / 15ft Tip 1.5ips	Gray / Ivory / Green	MSRP: \$129.99
6-21307	WF6F/I	30ft / 9.1m	100ft / 30.5m			
6-21308	WF7F/I	30ft / 9.1m	100ft / 30.5m			
6-21309	WF8F/I	30ft / 9.1m	100ft / 30.5m			
6-21310	WF9F/I	30ft / 9.1m	100ft / 30.5m			
6-21311	WF10F/I	30ft / 9.1m	100ft / 30.5m			
InTouch OutBound Short I						
6-21312	WF6I	30ft / 9.1m	100ft / 30.5m	1.5 – 2.0ips	Gray / Yellow	MSRP: \$129.99
6-21313	WF7I	30ft / 9.1m	100ft / 30.5m			
6-21314	WF8I	30ft / 9.1m	100ft / 30.5m			
6-21315	WF9I	30ft / 9.1m	100ft / 30.5m			
6-21316	WF10I	30ft / 9.1m	100ft / 30.5m			
6-21317	WF11I	30ft / 9.1m	100ft / 30.5m			
6-21318	WF12I	30ft / 9.1m	100ft / 30.5m			
InTouch OutBound Short I/S3						
6-21319	WF6I/S3	30ft / 9.1m	100ft / 30.5m	1.5 / 3ips	Brown / Yellow	MSRP: \$129.99
6-21320	WF7I/S3	30ft / 9.1m	100ft / 30.5m			
6-21321	WF8I/S3	30ft / 9.1m	100ft / 30.5m			
6-21322	WF9I/S3	30ft / 9.1m	100ft / 30.5m			
6-21323	WF10I/S3	30ft / 9.1m	100ft / 30.5m			
InTouch OutBound Short I/S6						
6-21324	WF6I/S6	30ft / 9.1m	100ft / 30.5m	1.5 / 6.0ips	Black / Gray	MSRP: \$129.99
6-21325	WF7I/S6	30ft / 9.1m	100ft / 30.5m			
6-21326	WF8I/S6	30ft / 9.1m	100ft / 30.5m			
6-21327	WF9I/S6	30ft / 9.1m	100ft / 30.5m			
6-21328	WF10I/S6	30ft / 9.1m	100ft / 30.5m			

MAINSTREAM SERIES

Saltwater



Mainstream Saltwater

Example: WF10F
Overall Length: 80'**TARGETED TO THE OVERALL** needs of the average fly fisher

- Slightly heavier, easy casting lines for a multitude of species
- Short, powerful front taper for good presentation and turnover

RIO's Mainstream saltwater fly lines have been developed to meet the overall needs of the average and novice fly fisher, and are designed to optimize rod performance with slightly heavier and shorter head lengths. Every Mainstream line undergoes the same rigorous production processes and quality control standards as all RIO fly lines, and is made in RIO's Idaho manufacturing facility. Each saltwater line is built with a hard, saltwater coating for the best in performance.

SKU	Size	Head Length	Overall Length	Sink Rate	Color	Price
Mainstream Saltwater						
6-20760	WF7F	35ft / 10.7m	80ft / 24.4m	Float	Blue	MSRP: \$54.99
6-20761	WF8F	35ft / 10.7m	80ft / 24.4m			
6-20762	WF9F	35ft / 10.7m	80ft / 24.4m			
6-20763	WF10F	36ft / 11m	80ft / 24.4m			
6-20764	WF11F	37ft / 11.3m	80ft / 24.4m			
6-20765	WF12F	38ft / 11.6m	80ft / 24.4m			



SALTWATER Leaders



Bonefish

TAPERED LEADER



RIO's Bonefish Leaders are designed and built to match the needs of the bonefish fly fisher. The leaders are made of a medium stiff nylon and have a powerful taper design that easily turn over typical bonefish flies, and cope with tough winds. The copolymer material is easy to knot and retains high knot strength.

A handy pack of three of the above leaders – saves costs, waste and space in tightly packed vest pockets and bags.

- Medium-stiff material for turning over larger flies
- Easy knotting, high strength leader
- Hand tied perfection loop in the butt for quick rigging

IDEAL FOR:

- Bonefish
- Redfish
- Other Flats Species

SKU	Size	Length	Test	Diameter	Price
Bonefish Tapered Leader					
6-24261	10ft / 8lb	10ft / 3m	8lb / 4kg	0.011in / 0.279mm	MSRP: \$7.99
6-24262	10ft / 10lb	10ft / 3m	10lb / 5kg	0.012in / 0.305mm	
6-24263	10ft / 12lb	10ft / 3m	12lb / 6kg	0.014in / 0.356mm	
Bonefish Tapered Leader 3-Pack					
6-24257	10ft / 8lb	10ft / 3m	8lb / 4kg	0.011in / 0.279mm	MSRP: \$7.99
6-24258	10ft / 10lb	10ft / 3m	10lb / 5kg	0.012in / 0.305mm	
6-24259	10ft / 12lb	10ft / 3m	12lb / 6kg	0.014in / 0.356mm	

Redfish/Seatrout

TAPERED LEADER



RIO's Redfish/Seatrout Leaders have been designed for the fly fisher that pursues Redfish, Seatrout and other similar saltwater species. They have a taper design that easily turns over typical saltwater patterns, and are made of a medium stiff nylon that will cope with tough winds.

- Medium-stiff material for casting saltwater flies
- Tough, abrasion resistant nylon for durability
- Hand tied perfection loop in the butt for quick rigging

IDEAL FOR:

- Small Clousers
- Minnow and Crab Patterns
- Surface Flies

SKU	Size	Length	Test	Diameter	Price
Redfish / Seatrout Tapered Leader					
6-24287	9ft / 10lb	9ft / 2.7m	10lb / 5kg	0.012in / 0.305mm	MSRP: \$7.99
6-24288	9ft / 12lb	9ft / 2.7m	12lb / 6kg	0.014in / 0.356mm	
6-24289	9ft / 16lb	9ft / 2.7m	16lb / 8kg	0.016in / 0.406mm	
6-24290	9ft / 20lb	9ft / 2.7m	20lb / 10kg	0.018in / 0.456mm	
6-24066	9ft / 25lb	9ft / 2.7m	25lb / 11.3kg	0.020in / 0.508mm	
6-24067	9ft / 30lb	9ft / 2.7m	30lb / 13.6kg	0.022in / 0.559mm	



Saltwater TAPERED LEADER



RIO's Saltwater Leaders are an excellent general purpose saltwater leader for a multitude of species. The leaders are made of a medium stiff nylon and have a taper design that easily turns over typical saltwater patterns and copes with tough winds. The leader is made of a material that is easy to knot and has great knot strength.

- Medium-stiff material with great knot strength
- Easy casting taper design that casts typical saltwater flies
- Maximum strength and abrasion resistance

IDEAL FOR:

- Permit
- Bonefish
- Strippers
- Roosters

SKU	Size	Length	Test	Diameter	Price
Saltwater Tapered Leader					
6-24281	10ft / 8lb	10ft / 3m	8lb / 4kg	0.010in / 0.254mm	MSRP: \$7.99
6-24285	10ft / 10lb	10ft / 3m	10lb / 5kg	0.012in / 0.305mm	
6-24282	10ft / 12lb	10ft / 3m	12lb / 6kg	0.014in / 0.356mm	
6-24283	10ft / 16lb	10ft / 3m	16lb / 8kg	0.016in / 0.406mm	
6-24284	10ft / 20lb	10ft / 3m	20lb / 10kg	0.018in / 0.456mm	
6-24055	10ft / 25lb	10ft / 3m	25lb / 11.3kg	0.020in / 0.508mm	
6-24056	10ft / 30lb	10ft / 3m	30lb / 13.6kg	0.022in / 0.559mm	MSRP: \$7.99
6-24057	10ft / 40lb	10ft / 3m	40lb / 18.1kg	0.024in / 0.610mm	

Fluoroflex® Bonefish/Saltwater TAPERED LEADER



RIO's Bonefish/Saltwater Fluoroflex Leaders are made of 100% fluorocarbon, and are the perfect solution when fishing shallow, clear flats and for spooky bones, permit and reds. Each leader has high abrasion resistance and excellent tensile and knot strength and a long butt section that will turn over flies effortlessly.

- 100% fluorocarbon for the utmost in stealth
- Long butt section for great turnover and presentation
- Hand tied perfection loop in the butt for quick rigging

IDEAL FOR:

- Bonefish
- Permit
- Redfish

SKU	Size	Length	Test	Diameter	Price
Fluoroflex Bonefish / Saltwater Tapered Leader					
6-24510	9ft / 8lb	9ft / 2.7m	8lb / 4kg	0.009in / 0.229mm	MSRP: \$19.99
6-24511	9ft / 10lb	9ft / 2.7m	10lb / 5kg	0.010in / 0.254mm	
6-24512	9ft / 12lb	9ft / 2.7m	12lb / 6kg	0.011in / 0.279mm	
6-24513	9ft / 16lb	9ft / 2.7m	16lb / 8kg	0.013in / 0.330mm	
6-24514	9ft / 20lb	9ft / 2.7m	20lb / 10kg	0.015in / 0.381mm	

Light Saltwater Shock TAPERED LEADER



RIO's Light Saltwater Shock Leaders feature a tough fluorocarbon shock tippet that protects the leader from teeth, gill plates and spines, and are ideal for snook, small tarpon and similar "problem" species. The main body of the leader is made with a stiff nylon that tapers down to 16lb before being tied to the shock tippet.

- Fluorocarbon shock tippet for protection
- Stiff butt and leader for casting big flies
- Maximum strength and abrasion resistance

IDEAL FOR:

- Baby Tarpon
- Snook
- Strippers

SKU	Size	Length	Test	Shock	Price
Light Saltwater Shock Tapered Leader					
6-24303	10ft / 15lb	10ft / 3m	16lb / 8kg	15lb Fluorocarbon	MSRP: \$12.99
6-24304	10ft / 25lb	10ft / 3m	16lb / 8kg	25lb Fluorocarbon	
6-24305	10ft / 40lb	10ft / 3m	16lb / 8kg	45lb Fluorocarbon	



Striped Bass

TAPERED LEADER



RIO's Striped Bass Leaders are designed and built to match the needs of the striper fly fisher. The leaders are made of a stiff nylon and have a powerful butt and taper design that easily turns over large striper patterns and copes with tough winds. The nylon is easy to knot and retains high knot strength.

- Powerful butt and taper design to cast large flies
- Easy knotting, high strength leader
- Maximum strength and abrasion resistance

IDEAL FOR:

- Bait Patterns
- Clousers
- Surface Flies

Toothy Critter

TAPERED LEADER



A stiff nylon, tapered leader attached to a tough, bite resistant wire shock tippet that is ideal for Bluefish, Barracuda, and similar toothy critters. There are two wire choices: 1) A supple nylon coated braided wire (Bronze) that you can knot and 2) A nylon coated single strand steel wire (Silver) with snap link.

- Powerful butt and taper design to cast large flies
- Tough wire bite tippet for protection
- Maximum strength and abrasion resistance

IDEAL FOR:

- Bluefish
- Barracuda

Tarpon Pro 2-Pack

LEADER



RIO's hand tied tarpon leader takes all the guesswork out of your tarpon fishing. Designed from years of testing and countless feedback from the best Florida Keys guides, our leader is ready to fish out of the package. Simply loop to the end of your line then tie on a fly. The 10ft design is tied with a heavy butt section for wind penetration and turnover, a class tippet for rod and fish protection, and a fluorocarbon bite tippet for abrasion resistance. Available in 20, 30, and 40lb class tippets, with 60, and 80lb fluorocarbon bite tippet. RIO's leaders are tied with advanced 100% strength knots and they're the perfect choice for all tarpon destinations.

Tapered Tarpon

TAPERED LEADER



RIO's Tapered Tarpon Leader has been designed for the ultimate in performance when tarpon fishing. Most tarpon leaders are level with a shock tippet on the front end. RIO's Tapered Tarpon Leader has a fully tapered leader running down to the shock tippet, which gives far better turnover and presentation than level ones. The leaders ends with a 2ft length of shock tippet for protection.

- Tapered leader for the very best in casting performance
- Fluorocarbon shock tippet
- Hand tied perfection loop in the butt

IDEAL FOR:

- Tarpon
- Billfish

SKU	Size	Length	Test	Diameter	Price
Striped Bass Tapered Leader					
6-24322	7ft / 10lb	7ft / 2.1m	10lb / 5kg	0.012in / 0.305mm	MSRP: \$7.99
6-24323	7ft / 12lb	7ft / 2.1m	12lb / 6kg	0.014in / 0.356mm	
6-24324	7ft / 16lb	7ft / 2.1m	16lb / 8kg	0.016in / 0.406mm	
6-24325	7ft / 20lb	7ft / 2.1m	20lb / 10kg	0.018in / 0.456mm	
6-24068	7ft / 25lb	7ft / 2.1m	25lb / 11.3kg	0.020in / 0.508mm	
6-24069	7ft / 30lb	7ft / 2.1m	30lb / 13.6kg	0.022in / 0.559mm	

SKU	Size	Length	Test	Shock	Price
Toothy Critter Tapered Leader (knottable wire)					
6-24175	7.5ft / 15lb	7.5ft / 2.3m	20lb / 10kg	15lb / knot-able wire	MSRP: \$12.99
6-24176	7.5ft / 20lb	7.5ft / 2.3m	20lb / 10kg	20lb / knot-able wire	
6-24177	7.5ft / 30lb	7.5ft / 2.3m	30lb / 15kg	30lb / knot-able wire	
6-24178	7.5ft / 45lb	7.5ft / 2.3m	30lb / 15kg	45lb / knot-able wire	
Toothy Critter Tapered Leader (wire w/ link)					
6-24179	7.5ft / 15lb	7.5ft / 2.3m	20lb / 10kg	15lb / wire w/ link	MSRP: \$12.99
6-24180	7.5ft / 20lb	7.5ft / 2.3m	20lb / 10kg	20lb / wire w/ link	
6-24181	7.5ft / 30lb	7.5ft / 2.3m	30lb / 15kg	30lb / wire w/ link	
6-24182	7.5ft / 45lb	7.5ft / 2.3m	30lb / 15kg	45lb / wire w/ link	

SKU	Size	Length	Test	Shock	Price
Tarpon Pro 20lb Class Tapered Leader 2-Pack					
6-24291	60lb	10ft / 3.1m	20lb / 10kg	60lb / Fluorocarbon	MSRP: \$25.99
6-24292	80lb	10ft / 3.1m	20lb / 10kg	80lb / Fluorocarbon	
Tarpon Pro 30lb Class Tapered Leader 2-Pack					
6-24293	60lb	10ft / 3.1m	30lb / 15kg	60lb / Fluorocarbon	MSRP: \$25.99
6-24294	80lb	10ft / 3.1m	30lb / 15kg	80lb / Fluorocarbon	
Tarpon Pro 40lb Class Tapered Leader 2-Pack					
6-24295	60lb	10ft / 3.1m	40lb / 18kg	60lb / Fluorocarbon	MSRP: \$25.99
6-24296	80lb	10ft / 3.1m	40lb / 18kg	80lb / Fluorocarbon	

SKU	Size	Length	Test	Shock	Price
Tapered Tarpon Leader 2-Pack					
6-24058	60lb	12ft / 3.7m	40lb / 18kg	60lb / Fluorocarbon	MSRP: \$25.99
6-24059	80lb	12ft / 3.7m	40lb / 18kg	80lb / Fluorocarbon	
6-24216	40lb	12ft / 3.7m	20lb / 10kg	40lb / Fluorocarbon	
6-24217	60lb	12ft / 3.7m	20lb / 10kg	60lb / Fluorocarbon	
6-24218	60lb	12ft / 3.7m	30lb / 15kg	60lb / Fluorocarbon	
6-24219	80lb	12ft / 3.7m	30lb / 15kg	80lb / Fluorocarbon	



Saltwater MONO



RIO's Saltwater Mono is the go-to choice for anglers looking to tie their own leaders for tarpon, bonefish, permit, and other saltwater species. The material has a great strength-to-diameter ratio, ample abrasion-resistance, lacks memory and provides incredible knot-ability. Available in size 8lb to 60lb, there is an appropriate diameter for any leader's butt section, plus a great range of sizes to taper down with.

- Medium stiff nylon
- Great knot strength

IDEAL FOR:

- The majority of saltwater species and flies

SKU	Size	Length	Test	Diameter	Price
Saltwater Mono					
6-22044	8lb	50yds / 46m	8lb / 4kg	0.010in / 0.254mm	MSRP: \$12.99
6-22045	10lb	50yds / 46m	10lb / 5kg	0.012in / 0.305mm	
6-22046	12lb	50yds / 46m	12lb / 6kg	0.014in / 0.356mm	
6-22047	16lb	50yds / 46m	16lb / 8kg	0.016in / 0.406mm	
6-22048	20lb	50yds / 46m	20lb / 10kg	0.018in / 0.456mm	
6-22049	25lb	50yds / 46m	25lb / 12kg	0.020in / 0.508mm	
6-22050	30lb	50yds / 46m	30lb / 15kg	0.022in / 0.559mm	
6-22051	40lb	50yds / 46m	40lb/20kg	0.024in / 0.610mm	
6-22052	50lb	50yds / 46m	50lb/25kg	0.027in / 0.686mm	
6-22053	60lb	50yds / 46m	60lb/30kg	0.030in / 0.762mm	

Fluoroflex® Saltwater TIPPET



Medium stiff, tough 100% fluorocarbon – ideal for saltwater species.

- 100% fluorocarbon
- Medium stiff

IDEAL FOR:

- Bonefish
- Redfish
- Other flats species

SKU	Size	Length	Test	Diameter	Price
Fluoroflex Saltwater Tippet					
6-22200	8lb	30yds / 27.4m	8lb / 4kg	0.009in / 0.229mm	MSRP: \$23.99
6-22201	10lb	30yds / 27.4m	10lb / 5kg	0.010in / 0.254mm	
6-22202	12lb	30yds / 27.4m	12lb / 6kg	0.011in / 0.279mm	
6-22203	16lb	30yds / 27.4m	16lb / 8kg	0.013in / 0.330mm	MSRP: \$32.99
6-22204	20lb	30yds / 27.4m	20lb / 10kg	0.015in / 0.381mm	
6-22205	25lb	30yds / 27.4m	25lb / 12kg	0.017in / 0.432mm	
6-22206	30lb	30yds / 27.4m	30lb / 15kg	0.019in / 0.483mm	MSRP: \$39.99
6-22207	35lb	30yds / 27.4m	35lb / 18kg	0.021in / 0.533mm	
6-22208	40lb	30yds / 27.4m	40lb / 20kg	0.023in / 0.635mm	
6-22209	50lb	30yds / 27.4m	50lb / 25kg	0.025in / 0.584mm	MSRP: \$52.99
6-22210	60lb	30yds / 27.4m	60lb / 30kg	0.027in / 0.686mm	
6-22211	80lb	30yds / 27.4m	80lb / 40kg	0.030in / 0.762mm	
6-22212	100lb	30yds / 27.4m	100lb / 50kg	0.032in / 0.824mm	

Butt Material



A bulk spool of medium stiff nylon that is ideal for butt sections. Three sizes to cover all fly line options.

- Medium-stiff nylon
- All fly line sizes covered

IDEAL FOR:

- 4-6 wt rods
- 7-9 wt rods
- 10-12 wt rods

SKU	Size	Length	Line Size	Test	Price
Butt Material					
6-22127	0.024in / 0.610mm	200yds / 183m	4-6wt	40lb / 20kg	MSRP: \$39.99
6-22128	0.027in / 0.685mm	200yds / 183m	7-9wt	50lb / 25kg	
6-22129	0.030in / 0.762mm	200yds / 183m	10-12wt	60lb / 30kg	



Hard Mono Saltwater Tippet

An ultra hard, alloy tippet – ideal for large flies and tough winds.

- Extra Stiff Nylon Alloy
- Thick diameter for power

IDEAL FOR:

- Large flies
- Windy conditions



SKU	Size	Length	Test	Diameter	Price
Hard Mono Saltwater Tippet					
6-22421	8lb	30yds / 27.4m	8lb / 4kg	0.010in / 0.254mm	MSRP: \$10.99
6-22422	10lb	30yds / 27.4m	10lb / 5kg	0.012in / 0.305mm	
6-22423	12lb	30yds / 27.4m	12lb / 6kg	0.015in / 0.381mm	
6-22424	16lb	30yds / 27.4m	16lb / 8kg	0.018in / 0.457mm	
6-22425	20lb	30yds / 27.4m	20lb / 10kg	0.021in / 0.533mm	
6-22426	25lb	30yds / 27.4m	25lb / 12kg	0.024in / 0.610mm	
6-22427	30lb	30yds / 27.4m	30lb / 15kg	0.027in / 0.685mm	
Hard Mono Saltwater Tippet Guide Spool					
6-22428	12lb	110yds / 100m	12lb / 6kg	0.015in / 0.381mm	MSRP: \$23.99
6-22429	16lb	110yds / 100m	16lb / 8kg	0.018in / 0.457mm	
6-22430	20lb	110yds / 100m	20lb / 10kg	0.021in / 0.533mm	

Powerflex® Wire Bite Tippet

Tough, flexible, nylon-coated wire – ideal for sharp-toothed critters.

- Super supple braided wire
- Easy to knot

IDEAL FOR:


- Bluefish
- Barracuda
- All toothy critters



SKU	Size	Length	Test	Diameter	Price
Powerflex Wire Bite Tippet					
6-22145	20lb	15ft / 4.5m	20lb / 10kg	0.016in / 0.406mm	MSRP: \$23.99
6-22146	30lb	15ft / 4.5m	30lb / 15kg	0.018in / 0.457mm	
6-22147	40lb	15ft / 4.5m	40lb / 20kg	0.024in / 0.610mm	



SPEY



HOW TO SELECT THE RIGHT RIO SPEY LINE

IN THREE EASY STEPS

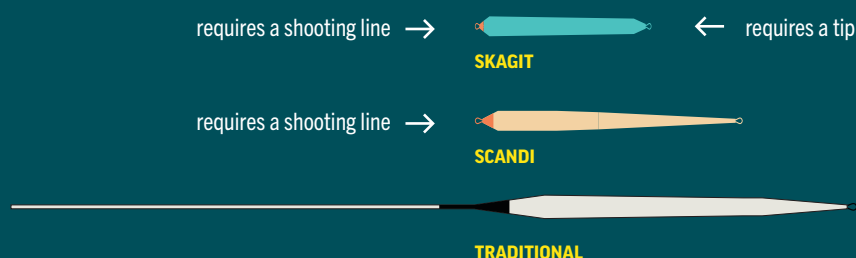
1 Choose the line type:

There are three families of Spey lines: “Skagit”, “Scandinavian” and “Traditional”

Skagit: Best for big flies and sinking tips – easy to cast.

Scandinavian: Ideal for smaller flies and better presentation – easy to cast

Traditional: Suitable for better casters, not for beginners.



- Choose a Skagit line to cast big flies and/or sink tips
- Choose a Scandi line for lighter presentation and smaller flies
- Choose a Traditional Spey line for bigger rivers and big rods. Remember, the longer the head, the more difficult it is to cast

2 Choose the right line weight.

“Spey” gets complicated because some lines are measured in “grains” not “line size”. Knowing the grain range per line size helps you match a suitable grain weight line to a rod. Here’s a grain weight to line size conversion guideline (not for single-handed rods). *Novice casters should err towards the upper end of the grain range for Skagit heads and towards the lower end for Scandi heads.*

Line Size	Grains	Grams	Line Size	Grains	Grams
#5	300-375gr	20-24g	#8	500-575gr	32-37g
#6	375-450gr	24-29g	#9	575-650gr	37-42g
#7	450-525gr	29-34g	#10	650-725gr	42-47g

3 Choose the right head length.

The shorter the length of the head, the more power (grains per foot) the head will have for a given weight. Simply, this means that when you want the most powerful heads, you should choose the shortest length that loads your rod. For example, a 600gr Skagit Max Power is only 20ft long, so averages 30 grains per foot. A 25ft long Skagit Max Launch, of the same weight only averages 24 grains per foot – same overall weight, but less power. Choose a powerful head for casting the largest of flies, the heaviest of sink tips and coping with the toughest of winds, and the less powerful heads for more presentation, smoother casts, and not such large flies or tips.

One other factor is rod length. Generally speaking, choose a shorter head for a shorter rod.



HOW TO SELECT THE RIGHT LINE FOR SWITCH RODS

IN THREE EASY STEPS

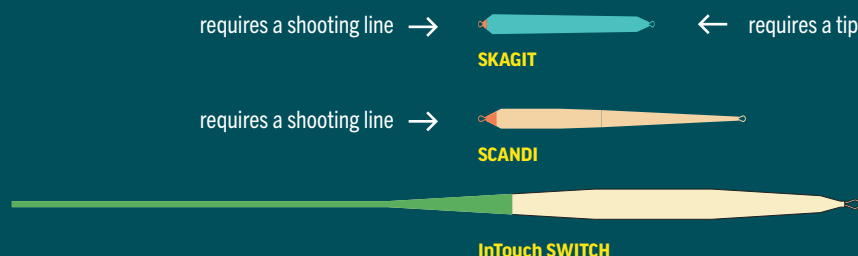
1 Choose the line type:

There are three families of Spey lines for Switch rods: “Skagit”, “Scandinavian” and “Switch”

Skagit: Shooting head - best for big flies and sinking tips – easy to cast.

Scandinavian: Shooting head - ideal for smaller flies and better presentation – easy to cast

Switch: Integrated lines with attached running line.



- Choose a Skagit line to cast big flies and/or sink tips
- Choose a Scandi line for lighter presentation and smaller flies
- Choose a Switch line if you don't want the hassle of connecting heads to shooting lines

2 Choose the right line weight.

“Spey” gets complicated because some lines are measured in “grains” not “line size”. Knowing the grain range per line size helps you match a suitable grain weight line to a rod. Here’s a grain weight to line size conversion guideline. *Novice casters should err towards the upper end of the grain range for Skagit heads and towards the lower end for Scandi heads.*

Line Size	Grains	Grams	Line Size	Grains	Grams
#4	275-325gr	18-21g	#7	450-525gr	29-34g
#5	300-375gr	20-24g	#8	500-575gr	32-37g
#6	375-450gr	24-29g	#9	575-650gr	37-42g

→ One frequently missed conversion is that a rod requires less line weight to load it when overhead casting, so if using a Switch rod for predominantly overhead casting, go with the lowest end of the guideline.

→ Switch Lines have the same line designation as rods, so choose a #5 for a #5, a #7 for a #7 and so on.

3 Choose the right head length.

The shorter the length of the head, the more power (grains per foot) the head will have for a given weight. Simply, this means that when you want the most powerful heads, you should choose the shortest length that loads your rod. For example, a 600gr Skagit Max Power is only 20ft long, so averages 30 grains per foot. A 25ft long Skagit Max Launch, of the same weight only averages 24 grains per foot – same overall weight, but less power. Choose a powerful head for casting the largest of flies, the heaviest of sink tips and coping with the toughest of winds, and the less powerful heads for more presentation, smoother casts, and not such large flies or tips.

One other factor is rod length. Generally speaking, choose a shorter head for a shorter rod.



NEW!

SKAGIT SERIES Elite Skagit Max Launch Shooting Head



TECHNOLOGY:

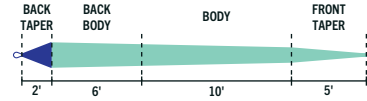
- ConnectCore
- SlickCast

FEATURES:

- Easy ID
- Front & Back Welded Loop

Elite Skagit Max Launch

Example: 525gr
Overall Length: 23'



SMOOTH CASTING, POWERFUL HEADS for big flies and sink tips with low-stretch, ultra-slick performance.

- Powerful front end to easily cast large flies and fast sinking tips
- Complete series of heads with varying lengths and small size increments
- Ultra-low stretch ConnectCore
- Built with RIO's exceptionally slick, durable SlickCast coating

RIO Skagit Launch heads deliver the power needed to cast large flies and sinking tips more elegantly than ever before. The unique weight distribution deeply loads rods for long, powerful casts, while the refined taper design generates incredibly smooth loops which transition seamlessly from head to tip to fly. The low stretch core gives incredible levels of sensitivity when casting and fishing, and provides enhanced detection of takes, more positive hook sets, and far greater control when playing a fish.

In addition, this line is built with SlickCast, creating the slickest, most durable coating on the market—producing the least amount of friction ever measured in a fly line.

SKU	Size	Rod Size	Head Length	Sink Rate	Color	Price
NEW! Elite Skagit Max Launch Shooting Head						
6-19414	400gr	#6	23ft / 7m	Float	Aqua / Blue	MSRP: \$79.99
6-19415	425gr	#6	23ft / 7m			
6-19416	450gr	#6/7	23ft / 7m			
6-19417	475gr	#7	23ft / 7m			
6-19418	500gr	#7	23ft / 7m			
6-19419	525gr	#7/8	23ft / 7m			
6-19420	550gr	#8	23ft / 7m			
6-19421	575gr	#8	24ft / 7.3m			
6-19422	600gr	#8/9	24ft / 7.3m			
6-19423	625gr	#9	24ft / 7.3m			
6-19424	650gr	#9	25ft / 7.6m			
6-19425	675gr	#9/10	25ft / 7.6m			
6-19426	700gr	#10	25ft / 7.6m			
6-19427	725gr	#10/11	25ft / 7.6m			
6-19428	750gr	#11	25ft / 7.6m			

NEW!

SKAGIT SERIES Elite Skagit Max Power Shooting Head



TECHNOLOGY:

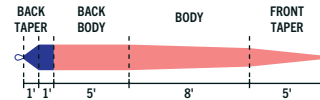
- ConnectCore
- SlickCast

FEATURES:

- Easy ID
- Front & Back Welded Loop

Elite Skagit Max Power

Example: 450gr
Overall Length: 20'



EASY CASTING POWERFUL HEADS for big flies, heavy sink tips, and/or shorter Spey rods — with low-stretch, ultra-slick performance

- Powerful front end to easily cast large flies and fast sinking tips
- Complete series of heads with varying lengths and small size increments
- Ultra-low stretch ConnectCore
- Built with RIO's exceptionally slick, durable SlickCast coating

RIO Skagit Max Power heads cast the largest flies and the heaviest sinking tips with exceptional ease. The unique weight distribution deeply loads rods for long casts while the powerful front taper delivers enough punch to turn over all the weight you need to get the fly into the strike zone. Shorter head lengths make the Max Power the perfect choice for shorter rods or when space behind the caster is limited. The low stretch core gives incredible levels of sensitivity when casting and fishing, and provides enhanced detection of takes, more positive hook sets, and far greater control when playing a fish.

In addition, this line is built with SlickCast, creating the slickest, most durable coating on the market—producing the least amount of friction ever measured in a fly line.

SKU	Size	Rod Size	Head Length	Sink Rate	Color	Price
NEW! Elite Skagit Max Power Shooting Head						
6-19400	325gr	#5	18ft / 5.5m	Float	Salmon / Blue	MSRP: \$79.99
6-19401	350gr	#5	19ft / 5.8m			
6-19402	375gr	#5/6	19ft / 5.8m			
6-19403	400gr	#6	20ft / 6.1m			
6-19404	425gr	#6	20ft / 6.1m			
6-19405	450gr	#6/7	20ft / 6.1m			
6-19406	475gr	#7	20ft / 6.1m			
6-19407	500gr	#7	20ft / 6.1m			
6-19408	525gr	#7/8	20ft / 6.1m			
6-19409	550gr	#8	20ft / 6.1m			
6-19410	575gr	#8	20ft / 6.1m			
6-19411	600gr	#8/9	20ft / 6.1m			
6-19412	625gr	#9	20ft / 6.1m			
6-19413	650gr	#9	20ft / 6.1m			





SKAGIT SERIES

InTouch

Skagit Max GameChanger



TECHNOLOGY:

ConnectCore

Multi Density Control

Extreme Slickness

FEATURES:

→ Easy ID

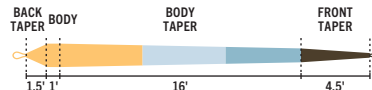
→ Front & Back
Welded Loop

All RIO's shooting heads are packaged in a single RIO Headcase bag. Simply take the bag out of the box and clip it into your RIO Headcase (page 76) - fast, convenient and it saves on packaging waste.

InTouch Skagit Max GameChanger

Example: 525gr F/H/I/S3

Overall Length: 23'




EASY CASTING, MULTIPLE DENSITY SKAGIT HEADS for large flies and sink tips—offering perfect depth and casting control

- Powerful tapers to easily cast sink tips and large flies
- Multi Density Control for maximum casting & fishing performance
- Ultra-low stretch ConnectCore

RIO's InTouch Skagit Max GameChanger heads are the perfect delivery system for casting large flies and sink tips. The heads feature RIO's Multi Density Control - a seamless blend of three or four different densities that ensures the smoothest transition of energy when casting, and the very best depth control when fishing. Say goodbye to hinging, weak casts and poor turnover with these killer heads. Each head is built with an ultra-low stretch core for the maximum in sensitivity and performance.

A shooting line and a sink tip are required to make these heads perform at their best.

We recommend RIO's 3D MOW Tips for the very best in performance. Make sure you balance the density of the front end of your GameChanger with the rear of the 3D MOW tip you are attaching.



→ InTouch 3D MOW Tips can be found on page 66

SKU	Size	Rod Size	Head Length	Sink Rate	Color	Price
InTouch Skagit Max GameChanger F/H/I						
6-19218	350gr	#5	18ft / 5.5m	Float / lips / Zips	Dark Aqua / Light Aqua / Orange	MSRP: \$79.99
6-19219	375gr	#5/6	18ft / 5.5m			
6-19220	400gr	#6	18ft / 5.5m			
6-19144	425gr	#6	23ft / 7m			
6-19114	450gr	#6/7	23ft / 7m			
6-19115	475gr	#7	23ft / 7m			
6-19116	500gr	#7	23ft / 7m			
6-19117	525gr	#7/8	23ft / 7m			
6-19118	550gr	#8	23ft / 7m			
6-19119	575gr	#8	24ft / 7.3m			
6-19120	600gr	#8/9	24ft / 7.3m			
6-19121	625gr	#9	24ft / 7.3m			
6-19122	650gr	#9	25ft / 7.6m			
6-19123	725gr	#10/11	25ft / 7.6m			
InTouch Skagit Max GameChanger F/H/I/S3						
6-19221	350gr	#5	18ft / 5.5m	Float / 1ips / 2ips / 3ips	Brown / Dark Aqua / Light Aqua / Orange	MSRP: \$79.99
6-19222	375gr	#5/6	18ft / 5.5m			
6-19223	400gr	#6	18ft / 5.5m			
6-19145	425gr	#6	23ft / 7m			
6-19124	450gr	#6/7	23ft / 7m			
6-19125	475gr	#7	23ft / 7m			
6-19126	500gr	#7	23ft / 7m			
6-19127	525gr	#7/8	23ft / 7m			
6-19128	550gr	#8	23ft / 7m			
6-19129	575gr	#8	24ft / 7.3m			
6-19130	600gr	#8/9	24ft / 7.3m			
6-19131	625gr	#9	24ft / 7.3m			
6-19132	650gr	#9	25ft / 7.6m			
6-19133	725gr	#10/11	25ft / 7.6m			
InTouch Skagit Max GameChanger F/I/S3/S5						
6-19224	350gr	#5	18ft / 5.5m	Float / 2ips / 3ips / 5ips	Gray / Brown / Dark Aqua / Orange	MSRP: \$79.99
6-19225	375gr	#5/6	18ft / 5.5m			
6-19226	400gr	#6	18ft / 5.5m			
6-19146	425gr	#6	23ft / 7m			
6-19134	450gr	#6/7	23ft / 7m			
6-19135	475gr	#7	23ft / 7m			
6-19136	500gr	#7	23ft / 7m			
6-19137	525gr	#7/8	23ft / 7m			
6-19138	550gr	#8	23ft / 7m			
6-19139	575gr	#8	24ft / 7.3m			
6-19140	600gr	#8/9	24ft / 7.3m			
6-19141	625gr	#9	24ft / 7.3m			
6-19142	650gr	#9	25ft / 7.6m			
6-19143	725gr	#10/11	25ft / 7.6m			



SCANDINAVIAN SERIES RIO Scandi



TECHNOLOGY:

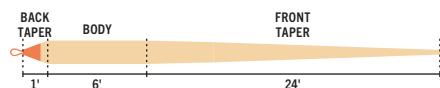
- ConnectCore
- Extreme Slickness

FEATURES:

- EasyID
- Front & Back Welded Loop

RIO Scandi

Example: 420gr
Overall Length: 31'



AN EASY CASTING SHOOTING HEAD DESIGNED for effortless distance and great presentation

- Easy casting design
- Printed ID system for easy size recognition
- Ultra-low stretch core for the best in casting and fishing sensitivity
- High viz rear loop

The RIO Scandi head is a very easy casting Scandi style shooting head, built on RIO's ultra-low stretch ConnectCore for the utmost in casting control and sensitivity. It is available in a multitude of lengths and weights to cover all rod and angling situations. For tight casting spots and the utmost in ease of casting use a head length that is between 2.5 and 3 times the length of the rod, thus a 12 ft rod would work best with a head that is between 30 and 36 ft in length. The shorter the head length, the tighter the back casting space an angler can fish in. With more room and better casting skills a longer head provides the angler with less line to strip in between each cast and more fishing time.

SKU	Size	Rod Size	Head Length	Sink Rate	Color	Price
RIO Scandi Short						
6-20171	180gr	#2	28ft / 8.2m	Float	Salmon / Orange	MSRP: \$79.99
6-20848	210gr	#2	28ft / 8.5m			
6-20850	240gr	#3	29ft / 8.8m			
6-20851	270gr	#4	29ft / 8.8m			
6-20852	300gr	#5	31ft / 9.5m			
6-20853	330gr	#5/6	31ft / 9.5m			
6-20854	360gr	#6	31ft / 9.5m			
6-20855	390gr	#6	31ft / 9.5m			
6-20857	420gr	#6/7	31ft / 9.5m			
6-20858	435gr	#6/7	32ft / 9.8m			
6-20859	450gr	#7	34ft / 10.4m	Float	Salmon / Orange	MSRP: \$79.99
6-20861	480gr	#7/8	34ft / 10.4m			
6-20862	510gr	#8	34ft / 10.4m			
6-20864	540gr	#9	34ft / 10.4m			
RIO Scandi						
6-20856	400gr	#6/7	36ft / 11m	Float	Salmon / Orange	MSRP: \$79.99
6-20860	460gr	#7/8	37ft / 11.2m			
6-20863	520gr	#8/9	38ft / 11.6m			
6-20865	580gr	#9/10	39ft / 11.9m			
6-20847	610gr	#10	40ft / 12.2m			
6-20866	640gr	#10/11	40ft / 12.2m			
6-20172	700gr	#11	42ft / 12.8m			

SCANDINAVIAN SERIES RIO Scandi Body



TECHNOLOGY:


- ConnectCore
- Extreme Slickness

FEATURES:

- EasyID
- Front & Back Welded Loop

Scandi Body

Example: #7 - 350gr
Overall Length: 23'



A VERSATILE BODY that combines Skagit power with Scandi grace

- Multi-purpose design, casts like a Scandi or a Skagit
- Printed ID system for easy size recognition
- Loops on both ends for fast rigging

The Scandi body is a short body to which a multitude of tips can be attached – it is the most versatile design of all, and blends Skagit power with Scandi grace. It is ideal for anglers that want to travel light, yet have multiple fishing options. To the front end of the body anglers can attach regular 10 ft & 15 ft tips, MOW tips, "T" tips, iMOW tips or VersiLeaders.

For an accurate guideline of which tips match best to which body, check out the document "Making sense of RIO's Spey Offerings" at Spey Central at www.rioproducts.com

SKU	Size	Weight	Head Length	Sink Rate	Color	Price
Scandi Body						
6-20952	#6	305gr	23ft / 7m	Float	Straw	MSRP: \$79.99
6-20953	#6/7	325gr	23ft / 7m			
6-20954	#7	350gr	23ft / 7m			
6-20955	#7/8	375gr	23ft / 7m			
6-20956	#8	400gr	23ft / 7m			
6-20957	#8/9	425gr	23ft / 7m			
6-20958	#9	455gr	23ft / 7m			
6-20959	#10	500gr	24ft / 7.3m			
6-20960	#11	540gr	25ft / 7.6m			
Intermediate Scandi Body						
6-20336	#6	305gr	23ft / 7m	1.5 - 2ips	Clear Camo	MSRP: \$79.99
6-20337	#7	350gr	23ft / 7m			
6-20338	#8	400gr	23ft / 7m			
6-20339	#9	455gr	23ft / 7m			





SCANDINAVIAN SERIES

InTouch
Scandi 3D

TECHNOLOGY::

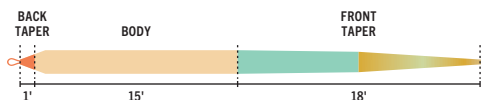
- ConnectCore
- Multi Density Control
- Extreme Slickness

FEATURES:

- EasyID
- Front & Back Welded Loop

InTouch Scandi 3D

Example: 480gr – F/H/I
Overall Length: 34'



AN EXTREMELY EFFECTIVE, MULTIPLE DENSITY Scandi head for total depth and fly control

- Triple density head design for maximum fishing control
- Ultra-low stretch ConnectCore for maximum performance
- Effortless casting design for distance and presentation
- RIO' Easy ID to easily identify head size and density

Seamlessly integrating three different densities along the length of a single head, Scandi 3Ds cut through wind and current, and let you swing the fly deep without snagging bottom when the current slows. We build these lines around our ultra-low-stretch ConnectCore for enhanced sensitivity, easier mends, and faster hook sets. In short, Scandi 3Ds revolutionize how we fish rivers at depth, and change the very definition of "fly water."

Floating/Hover/Intermediate: The ideal head for swinging flies in the top three feet of the water column. The floating back portion makes mending and pickups easy, while the hover mid-section and intermediate tip keeps the fly fishing below the surface.

Hover/Intermediate/Sink 3: This head is built for deeper presentations or heavier currents, swinging the fly, on average, two to five feet below the surface. The Hover back section allows for easy casting and line control, while the intermediate mid-section and Sink 3 tip hold the fly at fish level.

Intermediate/Sink 3/Sink 5: When you really have to get down to the fish, this is the fastest-sinking,

SKU	Size	Rod Size	Head Length	Sink Rate	Color	Price
InTouch Scandi 3D F/H/I						
6-21280	390gr	#5/6	32ft / 9.8m	Float / lips / 2lips	Clear Camo Glacial / Salmon / Orange	MSRP: \$79.99
6-21281	440gr	#6/7	32ft / 9.8m			
6-21282	480gr	#7/8	34ft / 10.4m			
6-21283	520gr	#8/9	38ft / 11.6m			
6-21284	580gr	#9/10	39ft / 11.9m			
6-21285	640gr	#10/11	40ft / 12.2m			
6-21286	700gr	#11	40ft / 12.2m			
InTouch Scandi 3D H/I/S3						
6-21287	390gr	#5/6	32ft / 9.8m	lips / 2lips / 3lips	Glacial / Gray / Brown / Orange	MSRP: \$79.99
6-21288	440gr	#6/7	32ft / 9.8m			
6-21289	480gr	#7/8	34ft / 10.4m			
6-21290	520gr	#8/9	38ft / 11.6m			
6-21291	580gr	#9/10	39ft / 11.9m			
6-21292	640gr	#10/11	40ft / 12.2m			
6-21293	700gr	#11	40ft / 12.2m			
InTouch Scandi 3D I/S3/S5						
6-21294	440gr	#6/7	32ft / 9.8m	2lips / 3lips / 5lips	Tan / Brown / Black / Orange	MSRP: \$79.99
6-21295	480gr	#7/8	34ft / 10.4m			
6-21296	520gr	#8/9	38ft / 11.6m			
6-21297	580gr	#9/10	39ft / 11.9m			
6-21298	640gr	#10/11	40ft / 12.2m			
6-21299	700gr	#11	40ft / 12.2m			

deepest-fishing head we make. It swings the fly, on average, between four and 10 feet deep, and yet the graduated density still allows for outstanding line control and easy casting.

SCANDINAVIAN SERIES

Scandi VersiTip



TECHNOLOGY:

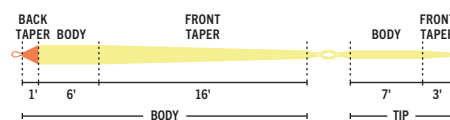
- ConnectCore
- Extreme Slickness

FEATURES:

- Density Compensation (on Sink Tips Only)
- EasyID
- Front & Back Welded Loop

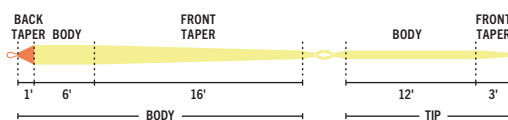
Scandi Short VersiTip

Example: #7 – 425gr
Overall Length: 33'



Scandi VersiTip

Example: #7 – 445gr
Overall Length: 38'



AN EXTREMELY VERSATILE

Scandi style head complete with a selection of interchangeable tips

- Easy casting body, complete with four tips.
- Printed ID system for easy size recognition
- Welded loops on all ends.

Two product options in this series allow anglers to perfectly tune their line system to rod length, casting ability and casting space. The Scandi Short VersiTip is packaged with a floating Scandi body and four, 10 ft long interchangeable tips, making it perfect for use with rods shorter than 13 ft, and for very tight casting situations. The Scandi VersiTip has a floating Scandi Body and 4, 15 ft long interchangeable tips, and is the best choice for when using Spey rods of 13 ft and longer. The included tips in each package are: floating, intermediate, type 3 and type 6 DC sink.

To watch a short video on the benefits of this line go to: <http://vimeo.com/38642001>

SKU	Size	Weight	Overall Length	Sink Rate	Color	Price
Scandi Short VersiTip						
6-21300	#3	240gr	33ft / 10m	Float with 4, 10ft tips	Straw / Orange Loop	MSRP: \$199.99
6-20659	#4	275gr	33ft / 10m			
6-20660	#5	320gr	33ft / 10m			
6-20661	#6	370gr	33ft / 10m			
6-20662	#7	425gr	33ft / 10m			
6-20663	#8	485gr	33ft / 10m			
6-20664	#9	550gr	33ft / 10m			
Scandi VersiTip						
6-20965	#7	445gr	38ft / 11.6m	Float with 4, 15ft tips	Straw / Orange Loop	MSRP: \$209.99
6-20961	#8	510gr	38ft / 11.6m			
6-20962	#9	590gr	38ft / 11.6m			
6-20963	#10	650gr	39ft / 11.9m			
6-20964	#11	710er	40ft / 12.2m			



TROUT SPEY SERIES

InTouch Trout Spey



TECHNOLOGY:

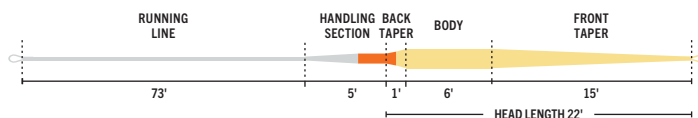
- ConnectCore
- Extreme Slickness
- AgentX

FEATURES:

- EasyID
- Loading Point
- Front & Back Welded Loop

InTouch Trout Spey

Example: #4 – 305gr
Overall Length: 100'



THE PERFECT, ALL-AROUND LINE FOR ANGLERS USING TROUT SPEY RODS with ultra-low stretch performance

- Ideal for two-handed Trout Spey rods, and single-handed rods
- Ultra-low stretch ConnectCore for maximum performance
- Works perfectly with tapered leaders, VersiLeaders and light tips
- Loops on each end for fast rigging
- Integrated running line – no loops to catch

The InTouch Trout Spey line is a very easy casting, short head style line for anglers using light two-handed trout Spey rods, and regular single-handed fly rods (just check the grain weight to match). Each line is built on RIO's ultra-low stretch ConnectCore for maximum sensitivity, and is built with a seamlessly integrated running line for ease of use. Anglers can attach regular leaders or VersiLeaders to the front, and these lines are perfect for nymph and indicator rigs, soft hackles and small streamers.

SKU	Size	Spey Rod	Trout Rod	Head Length	Overall Length	Sink Rate	Color	Price
InTouch Trout Spey								
6-21862	230gr	#2	#5	23ft / 7m	100ft	Float	Yellow / Orange / Light Gray	MSRP: \$129.99
6-21863	265gr	#3	#6	23ft / 7m	100ft			
6-21864	305gr	#4	#7	23ft / 7m	100ft			
6-21865	350gr	#5	#8	23ft / 7m	100ft			

TROUT SPEY SERIES

InTouch Trout Spey Shooting Head



TECHNOLOGY:

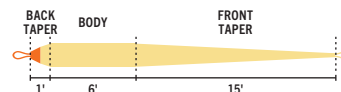
- ConnectCore
- Extreme Slickness

FEATURES:

- EasyID
- Front & Back Welded Loop

InTouch Trout Spey Shooting Head

Example: #4 – 305gr
Overall Length: 22'



THE PERFECT, ALL-AROUND SHOOTING HEAD FOR ANGLERS USING TROUT SPEY RODS with ultra-low stretch performance

- Ideal for two-handed Trout Spey rods, and single-handed rods
- Ultra-low stretch ConnectCore for maximum performance
- Works perfectly with tapered leaders, VersiLeaders and light tips
- Loops on each end for fast rigging

The InTouch Trout Spey shooting head has a very easy casting, short head for anglers using light two-handed trout Spey rods, and regular single-handed fly rods (just check the grain weight to match). Each head is built on RIO's ultra-low stretch ConnectCore for maximum sensitivity. Anglers can attach regular leaders or VersiLeaders to the front, and these heads are perfect for nymph and indicator rigs, soft hackles and small streamers. A shooting line is required to make this head fishable.

SKU	Size	Spey Rod	Trout Rod	Head Length	Sink Rate	Color	Price
InTouch Trout Spey Shooting Head							
6-19216	190gr	#1	#4	23ft / 7m	Float	Yellow / Orange	MSRP: \$64.99
6-21866	230gr	#2	#5	23ft / 7m			
6-21867	265gr	#3	#6	23ft / 7m			
6-21868	305gr	#4	#7	23ft / 7m			
6-21869	350gr	#5	#8	23ft / 7m			





TROUT SPEY SERIES

InTouch
Skagit Trout Spey

TECHNOLOGY:



FEATURES:

- EasyID
- Loading Point
- Front & Back Welded Loop

InTouch Skagit Trout Spey

Example: #3 – 275gr
Overall Length: 100'



THE PERFECT LINE FOR BIG FLIES AND SINK TIPS ON TROUT SPEY RODS, with ultra-low stretch performance

- Short, powerful taper design for casting large flies and sink tips with exceptional ease
- Ideal for two-handed Trout Spey rods, and single-handed rods
- Integrated running line – no loops to catch
- Ultra-low stretch ConnectCore for maximum performance
- Loops on each end for fast rigging

The InTouch Skagit Trout Spey line is a very easy casting, short head style line that will throw big flies and fast sinking tips with exceptional ease. This is the perfect line for swinging and stripping streamers for anglers using light two-handed trout Spey rods, as well as regular single-handed fly rods (just check the grain weight to match).

SKU	Size	Spey Rod	Trout Rod	Head Length	Overall Length	Sink Rate	Color	Price
InTouch Skagit Trout Spey								
6-21988	225gr	#2	#5	13.5ft / 3.9m	100ft	Float	Pale Chartreuse / Orange / Light Gray	MSRP: \$129.99
6-21989	275gr	#3	#6	15ft / 4.5m	100ft			
6-21990	325gr	#4	#7	16ft / 4.8m	100ft			
6-21991	375gr	#5	#8	17ft / 5.1m	100ft			

Each line is made on RIO's ultra-low stretch ConnectCore for maximum sensitivity, and is built with a seamlessly integrated running line for ease of use. An additional tip needs to be attached to complete this line

TROUT SPEY SERIES

InTouch
Skagit Trout Spey Shooting Head

TECHNOLOGY:

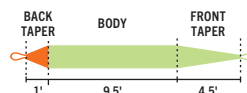


FEATURES:

- EasyID
- Front & Back Welded Loop

InTouch Skagit Trout Spey Shooting Head

Example: #3 – 275gr
Overall Length: 15'



THE PERFECT, ALL-AROUND SHOOTING HEAD FOR BIG FLIES AND SINK TIPS ON TROUT SPEY RODS, with ultra-low stretch performance

- Short, powerful taper design for casting large flies and sink tips with exceptional ease
- Ideal for two-handed Trout Spey rods, and single-handed rods
- Ultra-low stretch ConnectCore for maximum sensitivity and performance
- Loops on each end for fast rigging

The InTouch Skagit Trout Spey shooting head is a very easy casting, short shooting head that will throw big flies and fast sinking tips with exceptional ease. This is the perfect head for swinging and stripping streamers for anglers using light two-handed trout Spey rods, as well as regular single-handed fly rods (just check the grain weight to match). Each head is made on RIO's ultra-low stretch ConnectCore for maximum sensitivity. A shooting line and a front tip are required to make this head fishable.

SKU	Size	Spey Rod	Trout Rod	Head Length	Sink Rate	Color	Price
InTouch Skagit Trout Spey Shooting Head							
6-19217	175gr	#1	#4	13.5ft / 3.9m	Float	Pale Chartreuse / Orange	MSRP: \$64.99
6-21992	200gr	#1/2	#4/5	13.5ft / 3.9m			
6-21993	225gr	#2	#5	13.5ft / 3.9m			
6-21994	250gr	#2/3	#5/6	14ft / 4.2m			
6-21995	275gr	#3	#6	15ft / 4.5m			
6-21996	300gr	#3/4	#6/7	16ft / 4.8m			
6-21997	325gr	#4	#7	16ft / 4.8m			
6-21998	350gr	#4/5	#7/8	17ft / 5.1m			
6-21999	375gr	#5	#8	17ft / 5.1m			

TROUT SPEY SERIES

InTouch
Skagit Trout Spey VersiTip

TECHNOLOGY:



FEATURES:

- EasyID
- Loading Point
- Front & Back Welded Loop

A COMPLETE SYSTEM FOR CASTING BIG FLIES AND SINK TIPS ON TROUT SPEY RODS, with ultra-low stretch performance

- Short, powerful taper design for casting large flies and sink tips with exceptional ease
- Ideal for two-handed Trout Spey rods, and single-handed rods
- Ultra-low stretch ConnectCore for maximum performance
- Loops on each end for fast rigging

The InTouch Skagit Trout Spey VersiTip is a very easy casting, short head style system that will throw big flies and fast sinking tips with exceptional ease. Designed for swinging and stripping streamers for anglers using light two-handed trout Spey rods, as well as regular single-handed fly rods (just check the grain weight to match). Each box contains a shooting head and a balanced set of tips and a shooting line – making it ready to fish straight out of the box.

SKU	Size	Spey Rod	Trout Rod	Head Length	Sink Rate	Color	Price
InTouch Skagit Trout Spey VersiTip							
6-21656	225gr	#2	#5	13.5ft / 3.9m	Float	Pale Chartreuse / Orange	MSRP: \$239.99
6-21657	275gr	#3	#6	15ft / 4.5m			
6-21658	325gr	#4	#7	16ft / 4.8m			
6-21659	375gr	#5	#8	17ft / 5.1m			





TRADITIONAL SPEY SERIES

InTouch Short Head Spey



TECHNOLOGY:



AgentX



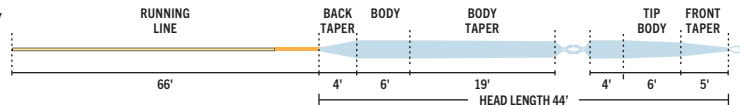
Extreme Slickness

FEATURES:

→ Loading Point

→ Front Loop

InTouch Short Head Spey

Example: #7/8 520gr
Overall Length: 110'

AN EASY CASTING traditional Spey line design with a short head.

- Short head loads quickly and makes it simple to cast in tight quarters
- Rear loaded weight distribution loads rods easily for effortless casts

The InTouch Short Head Spey line from RIO is a very easy casting, traditional style interchangeable tip Spey line, which is ideal for Spey casters moving up from easier casting Scandi and Skagit heads. The head length varies between 40 ft and 50 ft, depending on line size, and it is a great choice of traditional Spey line for anglers using shorter rods and when fishing in tight quarters. The floating running line and body comes complete with a 15ft replacement tip. Anglers just need to switch this tip out with

SKU	Size	Head Length	Overall Length	Sink Rate	Color	Price
InTouch Short Head Spey						
6-21235	6/7F - 470gr	42ft / 12.8m	110ft / 33.8m	Float	Blue / Orange / Straw	MSRP: \$159.99
6-21236	7/8F - 520gr	44ft / 13.4m	110ft / 33.8m			
6-21237	8/9F - 580gr	46ft / 14m	115ft / 35m			
6-21238	9/10F - 650gr	48ft / 14.6m	120ft / 36.5m			
6-21239	10/11F - 730gr	50ft / 15.2m	120ft / 36.5m			

the appropriately sized sink tip to get the utmost in versatility. The line is built with RIO's ultra-low stretch ConnectCore for the very best in efficiency and load.

TRADITIONAL SPEY SERIES

InTouch Mid Head Spey



TECHNOLOGY:



ConnectCore



AgentX



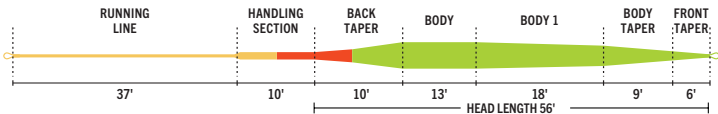
Extreme Slickness

FEATURES:

→ Front Loop

→ Loading Point

InTouch Mid Head Spey

Example: 8/9
Overall Length: 115'

A VERSATILE, MID BELLY LENGTH SPEY LINE that is ideal on rods of 13 to 14ft and on mid-sized rivers

- Rear weighted design loads rods easily and ensures effortless, efficient Spey casts
- Ultra-low stretch ConnectCore for maximum performance
- Mid length head for great mending and line control at distance

The InTouch Mid Head Spey line has an easy casting mid length head, with a long "step" taper at the front that unrolls with extreme ease and efficiency. The head length is ideal for Spey rods between 13ft and 14ft in length, and for mid-sized rivers. The line is built with RIO's ultra-low stretch ConnectCore for the very best in performance, and features AgentX & Extreme Slickness technologies, as well as welded loops on both ends, and a Loading Point marker.

SKU	Size	Head Length	Overall Length	Sink Rate	Color	Price
InTouch Mid Head Spey						
6-21166	6/7F - 540gr	52ft / 15.8m	110ft / 33.8m	Float	Green / Orange / Straw	MSRP: \$144.99
6-21167	7/8F - 590gr	54ft / 16.5m	110ft / 33.8m			
6-21168	8/9F - 650gr	56ft / 17.1m	115ft / 35m			
6-21169	9/10F - 710gr	58ft / 17.7m	120ft / 36.5m			
6-21170	10/11F - 785gr	60ft / 18.3m	120ft / 36.5m			

TRADITIONAL SPEY SERIES

InTouch Long Head Spey



TECHNOLOGY:



ConnectCore



AgentX



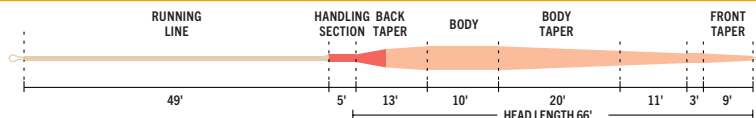
Extreme Slickness

FEATURES:

→ Loading Point

→ Front Loop

InTouch Long Head Spey

Example: 8/9
Overall Length: 115'

DESIGNED FOR LONG two-handed rods and big rivers

- Long head length for the very best in line control and fishability
- Ultra-low stretch ConnectCore for maximum load and efficiency
- Sophisticated taper design for easy effortless distance

The InTouch Long Head Spey line has been designed for bigger rivers and long two-handed and Spey rods. A series of sophisticated tapers and steps in the line design makes this one of the easiest casting long belly lines on the market, and a total joy to cast. The rear weight distribution ensures the rod loads easily, while the unique front taper design allows energy to unroll effortlessly to the fly – resulting in easy and effortless distance. The line is built with RIO's ultra-low stretch ConnectCore for the very best in efficiency and load.

SKU	Size	Head Length	Overall Length	Sink Rate	Color	Price
InTouch Long Head Spey						
6-20627	7/8F - 620gr	64ft / 19.5m	110ft / 33.8m	Float	Peach / Orange / Straw	MSRP: \$144.99
6-20628	8/9F - 690gr	66ft / 20.1m	115ft / 35m			
6-20629	9/10F - 765gr	68ft / 20.7m	120ft / 36.5m			
6-20630	10/11F - 840gr	70ft / 21.3m	120ft / 36.5m			





SWITCH SERIES

InTouch Switch Chucker



TECHNOLOGY:


ConnectCore
AgentX
Extreme Slickness

FEATURES:

→ DualTone
→ Front Loop

InTouch Switch Chucker

Example: #7
Overall Length: 100'



AN EASY CASTING, POWERFUL LINE with a short head for throwing streamers, indicators and sink tips

- Short, powerful head for effortless casts
- Easily handles sink tips and indicator rigs

The InTouch Switch Chucker is a very easy casting, extremely powerful line with a short-head designed to cast indicators, sink tips and large flies. It is the best choice of Switch line for fishing at close quarters and for any Switch rod user who wants the casting to be as easy as possible.

SKU	Size	Head Length	Overall Length	Sink Rate	Color	Price
InTouch Switch Chucker						
6-21643	#2 - 225gr	25ft / 8.2m	100ft / 30.5m	Float	Gray / Orange / Green	MSRP: \$129.99
6-21644	#3 - 275gr	25ft / 8.2m	100ft / 30.5m			
6-21645	#4 - 325gr	25ft / 8.2m	100ft / 30.5m			
6-21646	#5 - 370gr	25ft / 8.2m	100ft / 30.5m			
6-21647	#6 - 420gr	25ft / 8.2m	100ft / 30.5m			
6-21648	#7 - 465gr	25ft / 8.2m	100ft / 30.5m			
6-21649	#8 - 520gr	25ft / 8.2m	100ft / 30.5m			
6-21650	#9 - 570gr	25ft / 8.2m	100ft / 30.5m			

SWITCH SERIES

InTouch Switch



TECHNOLOGY:

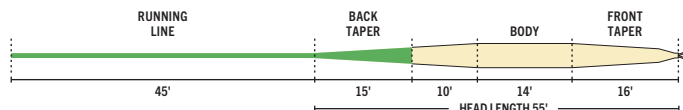
ConnectCore
AgentX
Extreme Slickness

FEATURES:

→ DualTone
→ Front Loop

InTouch Switch

Example: #7/8
Overall Length: 100'



DESIGNED FOR SWITCH ROD whether for overhead or spey casting

- Short, powerful front taper that easily casts indicators and large flies
- Long head for great mending and fly control at distance
- Unique taper that can be overhead or spey cast according to casting skill and situation

With a long head and rear taper, this line is the best choice of Switch line for anglers that want complete control of the way the line and fly fish at distance. A unique taper design ensures that casters can either overhead cast, or spey cast according to their individual skills and situation.

SKU	Size	Head Length	Overall Length	Sink Rate	Color	Price
InTouch Switch						
6-21405	4/5F - 300gr*	55ft / 16.8m	100ft / 30m	Float	Beige / Pale Green	MSRP: \$129.99
6-21406	5/6F - 350gr*	55ft / 16.8m	100ft / 30m			
6-21407	6/7F - 410gr*	55ft / 16.8m	100ft / 30m			
6-21408	7/8F - 460gr*	55ft / 16.8m	100ft / 30m			
6-21409	8/9F - 520gr*	55ft / 16.8m	100ft / 30m			

*At color change



SHOOTING LINE SERIES
Elite Metered Shooting Line

NEW!



TECHNOLOGY:

- ConnectCore Plus
- SlickCast

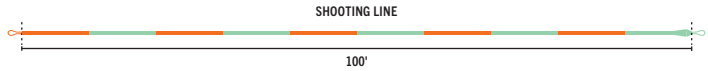
FEATURES:

- Range Finder
- Front & Back Welded Loop



Elite Metered Shooting Line

Example: .032"
Overall Length: 100'



AN INCREDIBLY SENSITIVE SHOOTING LINE with low-stretch, ultra-slick performance, and metered for easy distance evaluation

- Short front taper stabilizes the cast and ensures maximum distance and flight time
- Low-stretch ConnectCore Plus for the best in casting control, performance and smoothness
- Built with RIO's exceptionally slick, durable SlickCast coating

RIO's Metered shooting line is the ultimate shooting line; packed with features that result in long casts, greater hookups and more efficient fishing. The low stretch core provides enhanced detection of takes, more positive hook sets, and far greater control when playing a fish. In addition, the line features RIO's "RangeFinder" system, with a color change every 10ft making it easy for anglers to gauge how far each cast is, and consistently fish through a pool. A short front taper stabilizes the cast and ensures maximum distance and flight time, while large welded loops on each end allow for fast rigging changes.

In addition, this line is built with SlickCast, creating the slickest, most durable coating on the market—producing the least amount of friction ever measured in a fly line.

SKU	Size	Strength	Total Length	Sink Rate	Color	Price
NEW! Elite Metered Shooting Line						
6-19429	.026"	20lb	100ft / 30m	Float	Orange / Gray	MSRP: \$79.99
6-19430	.032"	20lb	100ft / 30m		Orange / Green	
6-19431	.037"	30lb	100ft / 30m		Orange / Blue	
6-19432	.042"	30lb	100ft / 30m		Orange / Yellow	
6-19433	.046"	50lb	100ft / 30m		Orange / Black	

MATCHING SHOOTING LINES

CHOOSING THE RIGHT SHOOTING LINE

There are many different types of shooting lines on the market; here is a guideline of when to use which.

There are two types of shooting lines, thin coated floating shooting lines and hard nylon shooting lines. Hard nylon shooting lines give the maximum distance, while coated shooting lines float high and are easier to handle.

- It is important to match the right size of shooting line to the size of the head used to ensure the longest possible flight time.
- The following guideline is a good place to start if you want to match a head weight to the right shooting line size. It is only a guideline, and casters can use heavier or lighter shooting lines based on personal preference.

Head Weight	Metered	GripShooter	Powerflex	SlickShooter
200–450gr	0.026"	25 lb	0.024"	25 lb
450–575gr	0.032"	35 lb	0.030"	35 lb
575–675gr	0.037"	44 lb	0.035"	44 lb
675gr+	0.042"	50 lb	0.040"	50 lb

COATED FLOATING LINES

Metered Shooting Line

Metered shooting lines have virtually no stretch, allowing anglers to stay perfectly in touch with their fly throughout the swing and feel every slight touch. A short front taper stabilizes the cast and ensures longer flight times and smoother loop formation. Each size of shooting line has a rear taper diameter that is designed to match the size of the shooting heads in the adjacent table.

Powerflex Max Shooting Line

Powerflex Max Shooting Line is a coated fly line type shooting line, that floats high and has regular stretch of around 30%—which is ideal when some elasticity is required.

HARD NYLON LINES

GripShooter

GripShooter is a thin, hard nylon shooting line with a unique coated handling section that is very easy to grip. The shooting line gives casters maximum distance, is light enough to hold off the water at range and allows anglers great control of their head and fly far out in the swing. The hard nylon is an oval shape that gives maximum distance and drastically reduces the amount of tangles.

SlickShooter

SlickShooter is a thin, hard nylon shooting line that give long distances and allows anglers to hold a lot of line off the water during the swing. It is the most economical shooting line of all. The hard nylon is an oval shape that gives maximum distance and drastically reduces the amount of tangles.





Powerflex® Max Shooting Line



TECHNOLOGY:

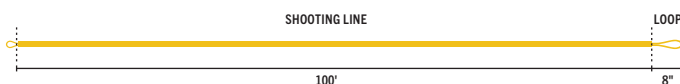
Extreme Slickness

FEATURES:

- 8" Front Loop
- Rear Loop

Powerflex Max Shooting Line

Example: .024"
Overall Length: 100'



A HARD, TOUGH COATED SHOOTING LINE, which excels on the shoot

- Hard, tough coated shooting line for durability and long casts
- Powerflex Core that does not wilt and tangle
- Large welded loop for fast, easy rigging

RIO's Powerflex Max Shooting Line is an excellent shooting line for anglers using Skagit or Scandi style shooting heads. It features an extremely tough outer coating, over a medium stiff Powerflex core that shoots with unbelievable ease for ultra long casts, has greatly increased durability and ensures tangle-free performance, cast after cast. The line's ultra-slick coating floats high on the surface, allowing for reduced drag and making it easy to shoot. Bullet proof welded loops on each end make it fast and easy to rig, while the front loop is large enough to pass an entire shooting head coil through, for maximum speed and efficiency when rigging.

SKU	Size	Weight	Overall Length	Strength	Sink Rate	Color	Price
Powerflex Max Shooting Line							
6-19056	.024"	25lb / 11.3kg	100ft / 30.5m	25lb	Float	Orange	MSRP: \$64.99
6-19057	.030"	25lb / 11.3kg	100ft / 30.5m	25lb		Chartreuse	
6-19058	.035"	30lb / 13.6kg	100ft / 30.5m	30lb		Blue	
6-19059	.040"	35lb / 15.9kg	100ft / 30.5m	35lb		Yellow	

GripShooter



TECHNOLOGY:


Extreme Slickness

FEATURES:

- 8" Front Loop

GripShooter

Example: 25lb
Overall Length: 100'



A HARD NYLON SHOOTING LINE WITH A UNIQUE HANDLING SECTION – the best choice for distance.

- Thick, highly visible handling section for grip, durability and visibility

RIO's GripShooter is based on the very popular SlickShooter, but has a thick, coated handling section that makes it very easy to grip in cold conditions. The thin nylon shooting line gives caster's the maximum distance and is light enough to hold off the water at range and allow anglers great control of their head and fly far out in the swing. A neat 8" welded loop at the front end allows for fast and efficient head changes.

SKU	Size	Handling Section	Overall Length	Color	Price
GripShooter					
6-19040	25lb / 11.3kg	16ft / 0.037"	100ft / 30.5m	Blue	MSRP: \$64.99
6-19041	35lb / 15.9kg	17ft / 0.040"	100ft / 30.5m	Green	
6-19042	44lb / 20kg	18ft / 0.043"	100ft / 30.5m	Red	
6-19043	50lb / 22.7kg	19ft / 0.045"	100ft / 30.5m	Yellow	

SlickShooter



SlickShooter

Example: 25lb
Overall Length: 115'



A HARD NYLON SHOOTING LINE FOR DISTANCE

A super-hard, slick finish oval-shaped nylon shooting line, with no memory after being stretched and an extremely low coefficient of friction for long distance casts.

SKU	Size	Diameter	Overall Length	Color	Price
SlickShooter					
6-20489	25lb / 11.3kg	.012" x .022"	115ft / 35.1m	Blue	MSRP: \$25.99
6-20490	35lb / 15.9kg	.014" x .026"	115ft / 35.1m	Green	
6-20494	44lb / 20kg	.016" x .030"	115ft / 35.1m	Red	
6-20491	50lb / 22.7kg	.017" x .031"	115ft / 35.1m	Yellow	

To watch a short video on how to choose the correct shooting line go to:
<http://vimeo.com/70445572>



InTouch 3D MOW Tips



TECHNOLOGY:

- ConnectCore
- Multi Density Control

FEATURES:

- EasyID
- Front & Back Welded Loop

POWERFUL MULTI-DENSITY TIPS designed to cast large flies

- Multi-Density Control for maximum casting & fishing performance
- Ultra-low stretch ConnectCore

RIO's InTouch 3D MOW tips are powerful, multi-density tips designed to cast large flies. Each tip is built with a seamless blend of different densities that ensures the smoothest transition of energy when casting, and the very best depth control when fishing. These tips are ideal additions to any Skagit style line or head, and particularly excel on multi-density Skagit lines like RIO's Skagit Max GameChanger. All 3D MOW tips are built on RIO's ConnectCore for ultra-low stretch performance.

Each 3D MOW tip is 10ft long, with 3ft of the first and second sinking sections, and 4 feet of the fastest sinking section. A color coded sleeve is welded on to the rear end of the tip to identify the weight, and printed with all the relevant info. The colors are as follows:

Light 3D MOW - White Sleeve
Medium 3D MOW - Green Sleeve
Heavy 3D MOW - Blue Sleeve



SKU	Size	Overall Length	Sink Rate	Color	Price
InTouch 3D MOW Tips Light Tip					
6-19147	3ft / 3ft / 4ft	10ft / 3m	1 / S3 / S4	Dark Green / Blue / Trans Green	MSRP: \$34.99
6-19148	3ft / 3ft / 4ft	10ft / 3m	S3 / S4 / S5	Black / Green / Blue	
6-19149	3ft / 3ft / 4ft	10ft / 3m	S5 / S6 / S7	Black / Black / Black	
InTouch 3D MOW Tips Medium Tip					
6-19150	3ft / 3ft / 4ft	10ft / 3m	1 / S3 / S4	Dark Green / Blue / Trans Green	MSRP: \$34.99
6-19151	3ft / 3ft / 4ft	10ft / 3m	S3 / S4 / S5	Black / Green / Blue	
6-19152	3ft / 3ft / 4ft	10ft / 3m	S5 / S6 / S7	Black / Black / Black	
InTouch 3D MOW Tips Heavy Tip					
6-19153	3ft / 3ft / 4ft	10ft / 3m	1 / S3 / S4	Dark Green / Blue / Trans Green	MSRP: \$34.99
6-19154	3ft / 3ft / 4ft	10ft / 3m	S3 / S4 / S5	Black / Green / Blue	
6-19155	3ft / 3ft / 4ft	10ft / 3m	S5 / S6 / S7	Black / Black / Black	
InTouch 3D MOW Tips Kit					
6-19227	Light InTouch 3D MOW Tips Kit (all 3 tips – see above)				MSRP: \$129.99
6-19228	Medium InTouch 3D MOW Tips Kit (all 3 tips – see above)				
6-19229	Heavy InTouch 3D MOW Tips Kit (all 3 tips – see above)				

InTouch 3D MOW Tip Info

	Light	Medium	Heavy
	< 475gr	475gr - 575gr	> 575gr
1 / S3 / S4	80 grains	110 grains	140 grains
S3 / S4 / S5	80 grains	110 grains	140 grains
S4 / S5 / S7	80 grains	110 grains	140 grains



SKAGIT InTouch MOW Tips



TECHNOLOGY:

- ConnectCore

FEATURES:

- Front & Back Welded Loop

POWERFUL LEVEL TIPS designed to cast the biggest flies with ease.

These tips allow anglers using Skagit lines to cover every likely fishing situation and conditions encountered, and are the absolute ultimate in sinking tip versatility. All MOW tips are built on RIO's ConnectCore for Ultra-low stretch performance.

The Extra Heavy MOW Tips are the heaviest of the MOW series; built with T-17 for the sinking section and with a sink rate of nearly 10" per second, it really gets down when depth is needed. Each of the tips either have a gray floating section, or a gray loop for easy identification. These tips are ideal on the heavier Skagit lines of 675 grains and more.

The Heavy MOW Tips feature T-14, with a sink rate of 9" per second, for the sinking material. Each of these tips has either a light blue floating section or a blue sleeve on one end for easy identification. The Heavy MOW Tips are designed for the heaviest of flies and are ideal for Skagit lines of 575 grains and more. There are six unique tips that make up the series.

The Medium MOW Tips feature T-11, with a sink rate of 8" per second, for the sinking material. Each of these tips has either a light green floating section or a green sleeve on one end for easy identification. The Medium MOW Tips are designed for heavily weighted flies and are ideal for Skagit lines between 475 and 575 grains. There are six unique tips that make up the series.

The Light MOW Tips feature T-8, with a sink rate of 7" per second, for the sinking material. Each of these tips has either a white floating section or a white sleeve on one end for easy identification. The Light MOW Tips are designed for lightly weighted flies and are ideal for Skagit lines of 475 grains and less. There are six unique tips that make up the series.

SKU	Size	Overall Length	Sink Rate	Color	Price
Extra Heavy Skagit MOW Tips					
6-21445	10ft Float	10ft / 3m	Float	Gray	MSRP: \$32.99
6-21446	7.5ft Float / 2.5ft T-17	10ft / 3m	Float / 9ips	Black / Gray	
6-21447	5ft Float / 5ft T-17	10ft / 3m			
6-21448	2.5ft Float / 7.5ft T-17	10ft / 3m	9-10ips	Black/Gray	
6-21449	10ft T-17	10ft / 3m			
6-21450	12.5ft T-17	12.5ft / 3.8m			
Heavy Skagit MOW Tips					
6-21451	10ft Float	10ft / 3m	Float	Blue	MSRP: \$32.99
6-21452	7.5ft Float / 2.5ft T-14	10ft / 3m	Float / 8ips	Black / Blue	
6-21453	5ft Float / 5ft. T-14	10ft / 3m			
6-21454	2.5ft Float / 7.5ft T-14	10ft / 3m	8-9ips	Blue	
6-21455	10ft T-14	10ft / 3m			
6-21456	12.5ft T-14	12.5ft / 3.8m			
Medium Skagit MOW Tips					
6-21457	10ft Float	10ft / 3m	Float	Green	MSRP: \$32.99
6-21458	7.5ft Float / 2.5ft T-11	10ft / 3m	Float / 7ips	Black / Green	
6-21459	5ft Float / 5ft T-11	10ft / 3m			
6-21460	2.5ft Float / 7.5ft T-11	10ft / 3m	7-8ips	Green	
6-21461	10ft T-11	10ft / 3m			
6-21462	12.5ft T-11	12.5ft / 3.8m			
Light Skagit MOW Tips					
6-21463	10ft Float	10ft / 3m	Float	White	MSRP: \$32.99
6-21464	7.5ft Float / 2.5ft T-8	10ft / 3m	Float / 6ips	Black / White	
6-21465	5ft Float / 5ft T-8	10ft / 3m			
6-21466	2.5ft Float / 7.5ft T-8	10ft / 3m	6-7ips	Red	
6-21467	10ft T-8	10ft / 3m			
6-21468	12.5ft T-8	12.5ft / 3.8m			
MOW Tips Kits					
6-21469	Extra Heavy Skagit MOW Tips Kit (all 6 tips – see above)			Black / Gray	MSRP: \$199.99
6-21470	Heavy Skagit MOW Tips Kit (all 6 tips – see above)			Blue / Black	
6-21471	Medium Skagit MOW Tips Kit (all 6 tips – see above)			Green / Black	
6-21472	Light Skagit MOW Tips Kit (all 6 tips – see above)			White / Black	





InTouch Long MOW Tips




TECHNOLOGY:

ConnectCore

FEATURES:

- EasyID
- Front & Back Welded Loop



LONG POWERFUL TIPS designed to cast large flies

→ Extra-long, powerful tips for big flies and windy conditions

→ Ultra-low stretch ConnectCore

RIO's InTouch Long Mow Tips are powerful tips designed to cast large flies. Each tip is 15ft in length, with varying lengths of floating/sinking sections. These Long MOW Tips are perfect for Spey rods of 13ft and bigger, and for casters that find regular MOW tips too short and continuously blow their anchor. All Long MOW tips are built on RIO's ConnectCore for ultra-low stretch performance.

InTouch Long MOW Tip Info

	Medium	Heavy	Extra Heavy
	< 575gr	575gr – 650gr	> 650gr
15ft Float	165 grains	210 grains	255 grains
10ft F & 5ft S	165 grains	210 grains	255 grains
7.5ft F & 7.5ft S	165 grains	210 grains	255 grains
5ft F & 10ft S	165 grains	210 grains	255 grains
2.5ft F & 12.5ft S	165 grains	210 grains	255 grains
15ft Sink	165 grains	210 grains	255 grains

SKU	Size	Overall Length	Sink Rate	Color	Price
InTouch Long MOW Tips Medium Tip					
6-19156	15ft Float	15ft / 4.6m	Float	Green	MSRP: \$34.99
6-19157	10ft Float / 5ft T-11	15ft / 4.6m	Float / 7ips	Black / Green	
6-19158	7.5ft Float / 7.5ft T-11	15ft / 4.6m			
6-19159	5ft Float / 10ft T-11	15ft / 4.6m			
6-19160	2.5 Float / 12.5 T-11	15ft / 4.6m			
6-19161	15ft T-11	15ft / 4.6m	7-8ips	Green	
InTouch Long MOW Tips Heavy Tip					
6-19162	15ft Float	15ft / 4.6m	Float	Blue	MSRP: \$34.99
6-19163	10ft Float / 5ft T-14	15ft / 4.6m	Float / 8ips	Black / Blue	
6-19164	7.5ft Float / 7.5ft T-14	15ft / 4.6m			
6-19165	5ft Float / 10ft T-14	15ft / 4.6m			
6-19166	2.5 Float / 12.5 T-14	15ft / 4.6m			
6-19167	15ft T-14	15ft / 4.6m	8-9ips	Blue	
InTouch Long MOW Tips Extra Heavy Tip					
6-19168	15ft Float	15ft / 4.6m	Float	Gray	MSRP: \$34.99
6-19169	10ft Float / 5ft T-17	15ft / 4.6m	Float / 9ips	Black / Gray	
6-19170	7.5ft Float / 7.5ft T-17	15ft / 4.6m			
6-19171	5ft Float / 10ft T-17	15ft / 4.6m			
6-19172	2.5 Float / 12.5 T-17	15ft / 4.6m			
6-19173	15ft T-17	15ft / 4.6m	9-10ips	Gray	

SKAGIT

InTouch iMOW Tips



TECHNOLOGY:

ConnectCore

FEATURES:

- Front & Back Welded Loop

RIO's iMOW tips have an intermediate section, instead of a floating, which creates a smooth depth transition between a floating body and fast sinking tip, and perfect contact between the angler and the fly, they are also the ideal tip for intermediate based Skagit heads, like RIO's iFlight. There are three weight series (Light, Medium and Heavy) and four tips within each series, as well as a complete kit with all 4 tips of a series packaged in a RIO leader wallet. All MOW tips are built on RIO's ConnectCore for Ultra-low stretch performance.

Light iMOW tips feature T-8 for a sinking section (with a sink rate of about 7" per second) and are most suitable for Skagit lines of 475 grains and less.

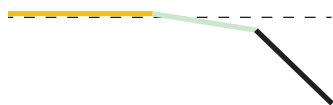
Medium iMOW tips feature T-11 for a sinking section (with a sink rate of about 8" per second) and are most suitable for Skagit lines between 475 and 575 grains.

Heavy iMOW tips feature T-14 for a sinking section (with a sink rate of about 9" per second) and are most suitable for Skagit heads of 575 grains and heavier.

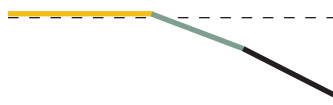


SKU	Size	Overall Length	Sink Rate	Color	Price
Heavy Skagit iMOW Tips					
6-21253	10ft Intermediate	10ft / 3m	1.5ips	Trans Blue	MSRP: \$32.99
6-21254	7.5ft Int / 2.5ft T-14	10ft / 3m	1.5ips - 8-9ips	Black / Trans Blue	
6-21255	5ft Int / 5ft. T-14	10ft / 3m			
6-21256	2.5ft Int / 7.5ft T-14	10ft / 3m			
Medium Skagit iMOW Tips					
6-21257	10ft Intermediate	10ft / 3m	1.5ips	Trans Green	MSRP: \$32.99
6-21258	7.5ft Int / 2.5ft T-11	10ft / 3m	1.5ips / 7-8ips	Black / Trans Green	
6-21259	5ft Int / 5ft T-11	10ft / 3m			
6-21260	2.5ft Int / 7.5ft T-11	10ft / 3m			
Light Skagit iMOW Tips					
6-21261	10ft Intermediate	10ft / 3m	1.5ips	Trans White	MSRP: \$32.99
6-21262	7.5ft Int / 2.5ft T-8	10ft / 3m	Float / 6-7ips	Black / Trans White	
6-21263	5ft Int / 5ft T-8	10ft / 3m			
6-21264	2.5ft Int / 7.5ft T-8	10ft / 3m			
iMOW Tips Kits					
6-20612	Heavy Skagit iMOW Tips Kit (All 4 Tips / See Above)				MSRP: \$144.99
6-20613	Medium Skagit iMOW Tips Kit (All 4 Tips / See Above)				
6-20614	Light Skagit iMOW Tips Kit (All 4 Tips / See Above)				

With floating based MOW tip



With intermediate based iMOW tip



SPEY ACCESSORIES

InTouch Level "T"



TECHNOLOGY:

ConnectCore

FEATURES:

- Front Loop - 30ft (Not on T-20)
- Rear Loop - 30ft (Not on T-20)

InTouch Level "T"

Example: T-14
Overall Length: 30'
Example: T-14
Overall Length: 500'



FAST SINKING, LEVEL TUNGSTEN TIPS that sink like a rock.

These fast sinking, level tips use tungsten powder for density, not lead and, as a result, are supple, do not kink and sink like a rock. Built on RIO's ultra-low stretch ConnectCore, they are extremely sensitive to soft grabs and ensure fast, solid hook sets.

The tips are color-coded for quick identification and are made with an easy-to-weld coating, allowing anglers and retailers alike to make fast, neat welded loops. All RIO's 30ft T-tips have a factory welded loop in both ends.

Each tip is designed to be cut and tuned to the angler's individual fishing and casting requirements.

SKU	Size	Overall Length	Sink Rate	Tip Color	Price
InTouch Level "T"					
6-20575	T-8 30ft / 20lb	30ft / 9.1m	6-7ips	Deep Red	MSRP: \$54.99
6-20576	T-11 30ft / 20lb	30ft / 9.1m	7-8ips	Dark Green	
6-20577	T-14 30ft / 30lb	30ft / 9.1m	8-9ips	Dark Blue	
6-20578	T-17 30ft / 30lb	30ft / 9.1m	9-10ips	Gray	
6-20579	T-20 30ft / 30lb	30ft / 9.1m	10+ ips	Black	
InTouch Level "T" Bulk					
6-20872	T-8 500ft / 20lb	500ft / 152.4m	6-7ips	Deep Red	MSRP: \$459.99
6-20873	T-11 500ft / 20lb	500ft / 152.4m	7-8ips	Dark Green	
6-20874	T-14 500ft / 30lb	500ft / 152.4m	8-9ips	Dark Blue	MSRP: \$489.99
6-20875	T-17 500ft / 30lb	500ft / 152.4m	9-10ips	Gray	MSRP: \$529.99
6-20876	T-20 500ft / 30lb	500ft / 152.4m	10+ ips	Black	

InTouch 10ft Replacement Sink Tips



InTouch 10ft Sink Tips

Example: S6
Overall Length: 10'



10ft replacement tips for VersiTip and Skagit lines. Each tip has a color coded loop at the rear, and is printed with the tip size. Attach the printed end to the fly line.

TECHNOLOGY:

ConnectCore

FEATURES:

- Density Compensation (Not on Intermediate Sink Tip)
- EasyID
- Front & Back Welded Loop

SKU	Size	Overall Length	Sink Rate	Color	Price
InTouch 10ft Floating Tip					
6-21666	5wt – 55gr	10ft / 3m	Float	Straw	MSRP: \$32.99
6-21667	6wt – 65gr	10ft / 3m			
6-21668	7wt – 75gr	10ft / 3m			
6-21669	8wt – 85gr	10ft / 3m			
6-21670	9wt – 95gr	10ft / 3m			
InTouch 10ft Intermediate Sink Tip					
6-21671	5wt – 55gr	10ft / 3m	1.5 – 2ips	Gray / Gray Loop	MSRP: \$32.99
6-21672	6wt – 65gr	10ft / 3m			
6-21673	7wt – 75gr	10ft / 3m			
6-21674	8wt – 85gr	10ft / 3m			
6-21675	9wt – 95gr	10ft / 3m			
InTouch 10ft Type 3 Sink Tip					
6-21676	5wt – 55gr	10ft / 3m	3 – 4ips	Brown / Yellow Loop	MSRP: \$32.99
6-21677	6wt – 65gr	10ft / 3m			
6-21678	7wt – 75gr	10ft / 3m			
6-21679	8wt – 85gr	10ft / 3m			
6-21680	9wt – 95gr	10ft / 3m			
InTouch 10ft Type 6 Sink Tip					
6-21681	5wt – 55gr	10ft / 3m	6 – 7ips	Black / Gray Loop	MSRP: \$32.99
6-21682	6wt – 65gr	10ft / 3m			
6-21683	7wt – 75gr	10ft / 3m			
6-21684	8wt – 85gr	10ft / 3m			
6-21685	9wt – 95gr	10ft / 3m			

Sink Tip Color Code

Loop Color	Sink Rate		Sink Tip	Effective Fishing Depth
LIGHT GRAY	1.5ips		15ft and 10ft intermediate Tip	8in – 2ft / .2m – .6m
YELLOW	3 – 4ips		15ft and 10ft Type 3 Tip	2ft – 3ft / .6m – .9m
GRAY	6 – 7ips		15ft and 10ft Type 6 Tip	3ft – 5ft / .9m – 1.5m
GREEN	8 – 9ips		15ft Type 8 Tip	4ft – 8ft / 1.2m – 2.4m



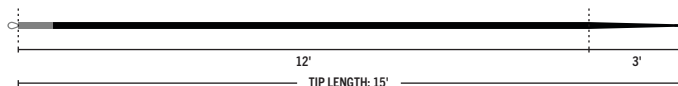


InTouch 15ft Replacement Sink Tips



InTouch 15ft Sink Tips

Example: S6
Overall Length: 15'



15ft replacement tips for VersiTip and Skagit lines. Each tip has a color coded loop at the rear, and is printed with the tip size. Attach the printed end to the fly line.

TECHNOLOGY:

ConnectCore

FEATURES:

- Density Compensation (Not on Intermediate Sink Tip)
- EasyID
- Front & Back Welded Loop



SKU	Size	Overall Length	Sink Rate	Color	Price
InTouch 15ft Floating Tip					
6-21686	7wt - 95gr	15ft / 4.6m	Float	Straw	MSRP: \$34.99
6-21687	8wt - 110gr	15ft / 4.6m			
6-21688	9wt - 135gr	15ft / 4.6m			
6-21689	10wt - 150gr	15ft / 4.6m			
InTouch 15ft Intermediate Sink Tip					
6-21690	6wt - 84gr	15ft / 4.6m	1.5 - 2ips	Gray / Gray Loop	MSRP: \$34.99
6-21691	7wt - 95gr	15ft / 4.6m			
6-21692	8wt - 110gr	15ft / 4.6m			
6-21693	9wt - 135gr	15ft / 4.6m			
6-21694	10wt - 150gr	15ft / 4.6m			
InTouch 15ft Type 3 Sink Tip					
6-21695	6wt - 84gr	15ft / 4.6m	3 - 4ips	Brown / Yellow Loop	MSRP: \$34.99
6-21696	7wt - 95gr	15ft / 4.6m			
6-21697	8wt - 110gr	15ft / 4.6m			
6-21698	9wt - 135gr	15ft / 4.6m			
6-21699	10wt - 150gr	15ft / 4.6m			
InTouch 15ft Type 6 Sink Tip					
6-21700	6wt - 84gr	15ft / 4.6m	6 - 7ips	Black / Gray Loop	MSRP: \$34.99
6-21701	7wt - 95gr	15ft / 4.6m			
6-21702	8wt - 110gr	15ft / 4.6m			
6-21703	9wt - 135gr	15ft / 4.6m			
6-21704	10wt - 150gr	15ft / 4.6m			
InTouch 15ft Type 8 Sink Tip					
6-21705	8wt - 110gr	15ft / 4.6m	8 - 9ips	Black / Green Loop	MSRP: \$34.99
6-21706	9wt - 135gr	15ft / 4.6m			
6-21707	10wt - 150gr	15ft / 4.6m			

MATCHING SINKING/FLOATING TIPS

CHOOSING THE RIGHT TIP - SINKING OR FLOATING

There are many different types of sink tip on the market; here is a guideline of when to use which.

- The following guideline is a good place to start. However, anglers should vary their tip size and take into account fly size (heavier fly, heavier tip) and water/weather conditions.

Head Size	10ft Tip	15ft Tip	MOW/iMOW/3D MOW	Level "T"
Less than 300gr	-	-	Light	T-8
300 - 375gr	#5	-	Light	T-8
375 - 450gr	#6	#6	Light	T-8
450 - 500gr	#7	#7	Medium	T-11
500 - 550gr	#8	#8	Medium	T-11
550 - 575gr	#9	#9	Medium	T-11
575 - 625gr	-	#10	Heavy	T-14
625 - 700gr	-	#11	Heavy	T-14
700gr +	-	#12	Ex. Heavy	T-17

10ft Sink Tips

These shorter version of the 15 ft tip are ideal for shorter rods, tight casting situations, or smaller rivers. They are available in four different densities; floating, intermediate, slow sinking (Type 3) and fast sinking (Type 6), and have welded loops on both ends for easy attachment. 10 ft tips are available in numerous different sizes as well as densities.

MOW/iMOW/3D MOW Tips

These extraordinarily easy casting and fishing tips are perfect for Skagit heads. The majority of tips are 10 ft long, which allows for a very efficient casting stroke. As a general guideline, the length of the tip you fish, should not exceed the length of the rod, making these tips ideal for spey rods between 11 ft and 13 ft. For Spey rods longer than 13ft RIO's Long MOW's are ideal and help eliminate "blown" anchors. "MOW" tips have a floating back section (if dual density), while "iMOW" tips have an intermediate back section. iMOW's tend to fish slower and deeper than MOW tips, and are generally the best choice between the two. RIO's 3D MOW's feature three densities in a single tip - giving the smoothest casting performance of all MOW Tips - they are also the very best addition to Skagit heads with a sinking front end.

15ft Sink Tips

These tips have a tapered front end that allows for a much better presentation than level tungsten ("T") tips. They are mostly available in five different densities; floating, intermediate, slow sinking (Type 3), fast sinking (Type 6) and extra fast sinking (Type 8), and have welded loops in both ends for easy attachment. 15 ft tips are available in numerous different sizes as well as densities.

InTouch "T" Tips

The InTouch "T" series are level, fast sinking lines that can be cut to the length and weight of an individual's preference. With no tapers these tips have the most punch at the front end, and are better for casting the biggest flies. The tips are available in T-8, T-11, T-14, T-17 and T-20 sizes. The number refers to the weight in "grains per foot". For example "T-14" weighs 14 grains per foot. The bigger the fly, and the deeper you want to go, the heavier the tip you should use.



Spey VersiLeader

POLYMER COATED TAPERED LEADER



RIO's Spey Versileaders are designed for the spey angler, with strong nylon cores in excess of 24 lbs and a range of different sinking (and floating) densities. They are a great addition to Spey lines and Scandinavian style heads and provide the angler with a wide range of quick-change depth options.

- Strong, nylon core in excess of 24 lbs
- A complete range of floating and sinking densities
- Slim, neat welded loop in the butt for quick rigging quick rigging
- Hand tied loop in the front to quickly attach tippet

IDEAL FOR:

- Spey Lines
- Light Skagit Lines

SKU	Size	Weight	Test	Sink Rate	Color	Price
Spey VersiLeader 6ft						
6-24550	6ft / 1.5ips	45gr	24lb / 12kg	1.5ips / 3.8cm/s	Clear / Clear Loop	MSRP: \$16.99
6-24551	6ft / 3ips	45gr	24lb / 12kg	3ips / 7cm/s	Brown / Green Loop	
6-24552	6ft / 4ips	45gr	24lb / 12kg	4ips / 10cm/s	Blue / Red Loop	
6-24553	6ft / 5ips	45gr	24lb / 12kg	5ips / 12.7cm/s	Black / Blue Loop	
6-24554	6ft / 7ips	45gr	24lb / 12kg	7ips / 18cm/s	Black / Black Loop	
Spey VersiLeader 10ft						
6-24225	10ft / Floating	75gr	24lb / 12kg	Float	Olive	MSRP: \$19.99
6-24226	10ft / 1.5ips	75gr	24lb / 12kg	1.5ips / 3.8cm/s	Clear / Clear Loop	
6-24227	10ft / 3ips	75gr	24lb / 12kg	3ips / 7cm/s	Brown / Green Loop	
6-24228	10ft / 4ips	75gr	24lb / 12kg	4ips / 10cm/s	Blue / Red Loop	
6-24229	10ft / 5ips	75gr	24lb / 12kg	5ips / 12.7cm/s	Black / Blue Loop	
6-24230	10ft / 7ips	75gr	24lb / 12kg	7ips / 18cm/s	Black / Black Loop	
Spey VersiLeader KITS						
6-24224	10ft / Float - 7ips	75gr	24lb / 12kg	Varies	Varies	MSRP: \$119.99

Light Scandi VersiLeader

POLYMER COATED TAPERED LEADER



RIO's Scandi Versileaders are designed for the lighter weight Scandi heads and Spey lines, and are particularly suitable for heads up to 8wt in size. A range of different sinking (and floating) densities provide the angler with a wide range of quick-change depth options.

- Lightweight, finely balanced tapers
- A complete range of floating and sinking densities
- Slim, neat welded loop in the butt for quick rigging
- Hand tied loop in the front to quickly attach tippet

IDEAL FOR:

- Scandinavian Heads
- Light Spey Lines

SKU	Size	Weight	Test	Sink Rate	Color	Price
Light Scandi VersiLeader						
6-24123	10ft / Float	35gr	24lb / 12kg	Float	Translucent	MSRP: \$19.99
6-24124	10ft / 1.5ips	35gr	24lb / 12kg	1.5ips / 3.8cm/s	Clear / Clear Loop	
6-24125	10ft / 3ips	35gr	24lb / 12kg	3ips / 7cm/s	Brown / Green Loop	
6-24126	10ft / 5ips	35gr	24lb / 12kg	5ips / 12.7cm/s	Black / Blue Loop	





SPEY ACCESSORIES

Welding Tubing



RIO's Welding Tubing compliments the InTouch level "T" sinking material, allowing anglers and fly shops to customize the length of each sink tip by welding a loop in the end. The Level "T" Welding Tubing is a heat-shrink tubing that sits over a doubled-back fly line to allow for an easy welded loop to be performed. There are two sizes of tubing available, "Regular" and "Large".

The Regular tubing has an internal diameter of 1/16th of an inch and is great for T11 and smaller, while the Large tubing has an internal diameter of 3/32nds of an inch, and best for T14 and larger. Both tubes shrink to approximately 50% of their original size.

Both sizes of tube are available in two quantities: The "Pack" has 20 pieces of 6" tubing, while the "Bulk" pack contains a 50 ft coil of tubing.

To watch a video on how to weld a loop in the end of the line, go to: <https://vimeo.com/117008675>

SKU	Size	Int. Diameter	Qty	Price
Welding Tubing (20 tubes)				
6-26333	Regular Pack	.0625" (1/16th inch)	20 x 6" tubes	MSRP: \$12.99
6-26335	Large Pack	.09375" (3/32th inch)	20 x 6" tubes	MSRP: \$12.99
Welding Tubing (Bulk)				
6-26334	Regular Bulk	.0625" (1/16th inch)	1 x 50ft coil	MSRP: \$34.99
6-26336	Large Bulk	.09375" (3/32th inch)	1 x 50ft coil	MSRP: \$34.99

Anti Twist
Spey Swivel

RIO's Anti Twist Spey Swivel attaches (via loop-to-loop connections) between the shooting line and shooting head and eliminates twists and kinks often caused by spey casting

SKU	Description	Price
Anti Twist Spey Swivel		
6-26009	3 Per Pack	MSRP: \$34.99

Modern Spey
Casting DVD

The most comprehensive film on spey casting techniques ever made. This triple disc DVD from RIO stars a notable team of experts: George Cook, Simon Gavesworth, Mike McCune, Scott O'Donnell, Dana Sturn and Ed Ward. Learn from these masters the classic Single Spey, Double Spey, Switch cast and Roll cast, and also the modern spey casts such as the Snake Roll, Circle Spey, Snap T, Snap Z, Wombat cast, Underhand cast, Spiral Spey, Spiral Double Spey, Jelly Roll, Perry Poke and Skagit casting.

SKU	Description	Price
6-26069	Instructional Spey Casting DVD (3-Disc, 240 minutes)	MSRP: \$64.99





RIO Spey Line Head

WEIGHT SPECIFICATIONS

SKAGIT SERIES

Skagit Max Launch

ROD SIZE	Grains / Grams	Head Length
6	400gr / 25.9gm	23ft / 7m
6	425gr / 27.5gm	23ft / 7m
6/7	450gr / 29.2gm	23ft / 7m
7	475gr / 30.8gm	23ft / 7m
7	500gr / 32.4gm	23ft / 7m
7/8	525gr / 34gm	23ft / 7m
8	550gr / 35.7gm	23ft / 7m
8	575gr / 37.3gm	24ft / 7.3m
8/9	600gr / 38.9gm	24ft / 7.3m
9	625gr / 40.5gm	24ft / 7.3m
9	650gr / 42.2gm	25ft / 7.6m
9/10	675gr / 43.7gm	25ft / 7.6m
10	700gr / 45.4gm	25ft / 7.6m
10/11	725gr / 47gm	25ft / 7.6m
11	750gr / 48.6gm	25ft / 7.6m

Skagit Max Power

ROD SIZE	Grains / Grams	Head Length
5	375gr / 24.3gm	18ft / 5.5m
5	350gr / 22.7gm	19ft / 5.8m
5/6	375gr / 24.3gm	19ft / 5.8m
6	400gr / 25.9gm	20ft / 6.1m
6	425gr / 27.5gm	20ft / 6.1m
6/7	450gr / 29.2gm	20ft / 6.1m
7	475gr / 30.8gm	20ft / 6.1m
7	500gr / 32.4gm	20ft / 6.1m
7/8	525gr / 34gm	20ft / 6.1m
8	550gr / 35.7gm	20ft / 6.1m
8	575gr / 37.3gm	20ft / 6.1m
8/9	600gr / 38.9gm	20ft / 6.1m
9	625gr / 40.5gm	20ft / 6.1m
9	650gr / 42.2gm	20ft / 6.1m

InTouch Skagit Max GameChanger

ROD SIZE	Grains / Grams	Head Length
5	350gr / 22.7gm	18ft / 5.5m
5/6	375gr / 24.3gm	18ft / 5.5m
6	400gr / 25.9gm	18ft / 5.5m
6	425gr / 27.5gm	23ft / 7m
6/7	450gr / 29.2gm	23ft / 7m
7	475gr / 30.8gm	23ft / 7m
7	500gr / 32.4gm	23ft / 7m
7/8	525gr / 34gm	23ft / 7m
8	550gr / 35.7gm	23ft / 7m
8	575gr / 37.3gm	24ft / 7.3m
8/9	600gr / 38.9gm	24ft / 7.3m
9	625gr / 40.5gm	24ft / 7.3m
9	650gr / 42.2gm	25ft / 7.6m
10/11	725gr / 47gm	25ft / 7.6m

TROUT SPEY SERIES

InTouch Trout Spey

ROD SIZE	Grains / Grams	Head Length
1	190gr / 12.3gm	23ft / 7m
2	230gr / 14.9gm	23ft / 7m
3	265gr / 17.2gm	23ft / 7m
4	305gr / 19.8gm	23ft / 7m
5	350gr / 22.7gm	23ft / 7m

InTouch Skagit Trout Spey

ROD SIZE	Grains / Grams	Head Length
1	175gr / 11.3gm	13.5ft / 3.9m
1/2	200gr / 12.9gm	13.5ft / 3.9m
2	225gr / 14.6gm	13.5ft / 3.9m
2/3	250gr / 16.2gm	14ft / 4.2m
3	275gr / 17.8gm	15ft / 4.5m
3/4	300gr / 19.4gm	16ft / 4.8m
4	325gr / 21.1gm	16ft / 4.8m
4/5	350gr / 22.7gm	17ft / 5.1m
5	375gr / 24.3gm	17ft / 5.1m

TRADITIONAL SERIES

InTouch Short Head Spey

ROD SIZE	Grains / Grams	Head Length
6/7	470gr / 30.5gm	42ft / 12.8m
7/8	520gr / 33.7gm	44ft / 13.4m
8/9	580gr / 37.6gm	46ft / 14m
9/10	650gr / 42.2gm	48ft / 14.6m
10/11	730gr / 47.4gm	50ft / 15.2m

InTouch Mid Head Spey

ROD SIZE	Grains / Grams	Head Length
6/7	520gr / 33.7gm	52ft / 15.8m
7/8	570gr / 37gm	54ft / 16.5m
8/9	635gr / 41.1gm	56ft / 17.1m
9/10	700gr / 45.4gm	58ft / 17.7m
10/11	785gr / 50.9gm	60ft / 18.3m

SCANDI SERIES

RIO Scandi Short

ROD SIZE	Grains / Grams	Head Length
2	180gr / 11.7gm	28ft / 8.5m
2	210gr / 13.6gm	28ft / 8.5m
3	240gr / 15.5gm	29ft / 8.8m
4	270gr / 17.5gm	29ft / 8.8m
5	300gr / 19.4gm	31ft / 9.5m
5/6	330gr / 21.4gm	31ft / 9.5m
6	360gr / 23.3gm	31ft / 9.5m
6	390gr / 25.3gm	31ft / 9.5m
6/7	420gr / 27.2gm	31ft / 9.5m
6/7	435gr / 28.2gm	32ft / 9.8m
7	450gr / 29.2gm	34ft / 10.4m
7/8	480gr / 31.1gm	34ft / 10.4m
8	510gr / 33.1gm	34ft / 10.4m
9	540gr / 35gm	34ft / 10.4m

Scandi Short VersiTip

ROD SIZE	Grains / Grams	Head Length
3	240gr / 15.5gm	33ft / 10m
4	275gr / 17.8gm	33ft / 10m
5	320gr / 20.7gm	33ft / 10m
6	370gr / 24gm	33ft / 10m
7	425gr / 27.5gm	33ft / 10m
8	485gr / 31.4gm	33ft / 10m
9	550gr / 35.7gm	33ft / 10m

Scandi VersiTip

ROD SIZE	Grains / Grams	Head Length
7	445gr / 28.8gm	38ft / 11.6m
8	510gr / 33.1gm	38ft / 11.6m
9	590gr / 38.2gm	38ft / 11.6m
10	650gr / 42.2gm	39ft / 11.9m
11	710gr / 46.0gm	40ft / 12.2m

SWITCH

InTouch Switch

ROD SIZE	Grains / Grams	Head Length
4/5	300gr / 19.4gm*	55ft / 16.8m
5/6	350gr / 22.7gm*	55ft / 16.8m
6/7	410gr / 26.6gm*	55ft / 16.8m
7/8	460gr / 29.8gm*	55ft / 16.8m
8/9	520gr / 33.7gm*	55ft / 16.8m

*At color change

RIO Scandi

ROD SIZE	Grains / Grams	Head Length
6/7	400gr / 25.9gm	36ft / 11m
7/8	460gr / 29.8gm	37ft / 11.2m
8/9	520gr / 33.7gm	38ft / 11.6m
9/10	580gr / 37.6gm	39ft / 11.9m
10	610gr / 39.5gm	40ft / 12.2m
10/11	640gr / 41.5gm	40ft / 12.2m
11	700gr / 45.4gm	42ft / 12.8m

Scandi 3D

ROD SIZE	Grains / Grams	Head Length
5/6	390gr / 25.3gm	32ft / 9.8m
6/7	440gr / 28.5gm	32ft / 9.8m
7/8	480gr / 31.1gm	34ft / 10.4m
8/9	520gr / 33.7gm	38ft / 11.6m
9/10	580gr / 37.6gm	39ft / 11.9m
10/11	640gr / 41.5gm	40ft / 12.2m
11	700gr / 45.4gm	42ft / 12.8m

Scandi Body

ROD SIZE	Grains / Grams	Head Length
6	305gr / 19.8gm	23ft / 7m
6/7	325gr / 21.1gm	23ft / 7m
7	350gr / 22.7gm	23ft / 7m
7/8	375gr / 24.7gm	23ft / 7m
8	400gr / 25.9gm	23ft / 7m
8/9	425gr / 27.5gm	23ft / 7m
9	455gr / 29.5gm	23ft / 7m
10	500gr / 32.4gm	24ft / 7.3m
11	540gr / 35gm	25ft / 7.6m

InTouch Switch Chucker

ROD SIZE	Grains / Grams	Head Length
2	225gr / 14.6gm	25ft / 8.2m
3	275gr / 17.8gm	25ft / 8.2m
4	325gr / 21.1gm	25ft / 8.2m
5	370gr / 24gm	25ft / 8.2m
6	420gr / 27.2gm	25ft / 8.2m
7	465gr / 30.1gm	25ft / 8.2m
8	520gr / 33.7gm	25ft / 8.2m
9	570gr / 37gm	25ft / 8.2m

InTouch Long Head Spey

ROD SIZE	Grains / Grams	Head Length
7/8	620gr / 40.2gm	64ft / 19.5m
8/9	690gr / 44.8gm	66ft / 20.1m
9/10	765gr / 50gm	68ft / 20.7m
10/11	840gr / 54.5gm	70ft / 21.3m



Backing



A HIGH QUALITY, SUPER SMOOTH BRAID that is 100% reliable

RIO's traditional braided multifilament backing features high strength and low stretch and is unsurpassed in quality. A good compromise between thinness and the ability to make blind splice loops. It's easier to knot than other brands that are very thin but have too tight a weave for a blind splice loop.

SKU	Size	Overall Length	Color	Price
Backing				
6-20500	20lb	100yds	Chartreuse	MSRP: \$14.99
6-20510	20lb	100yds	Orange	
6-26536	20lb	100yds	Green	
6-26537	20lb	100yds	Black	
6-26538	20lb	100yds	Pink	
6-26539	20lb	100yds	Purple	
6-26540	20lb	100yds	Red	
6-26541	20lb	100yds	Light Blue	
6-26542	20lb	100yds	Dark Blue	
6-26543	20lb	100yds	Yellow	
6-26556	20lb	100yds	White	
6-20501	30lb	100yds	Chartreuse	
6-20511	30lb	100yds	Orange	
6-26519	30lb	100yds	Green	
6-26520	30lb	100yds	Black	
6-26521	30lb	100yds	Pink	
6-26522	30lb	100yds	Purple	
6-26523	30lb	100yds	Red	MSRP: \$20.99
6-26524	30lb	100yds	Light Blue	
6-26525	30lb	100yds	Dark Blue	
6-26526	30lb	100yds	Yellow	
6-26558	30lb	100yds	White	
6-20506	20lb	200yds	Chartreuse	
6-26544	20lb	200yds	Green	
6-26545	20lb	200yds	Black	
6-26546	20lb	200yds	Pink	
6-26547	20lb	200yds	Purple	
6-26548	20lb	200yds	Red	MSRP: \$34.99
6-26549	20lb	200yds	Light Blue	
6-26550	20lb	200yds	Dark Blue	
6-26551	20lb	200yds	Yellow	
6-26552	20lb	200yds	Orange	
6-26557	20lb	200yds	White	
6-20507	30lbs	300yds	Chartreuse	
6-26527	30lbs	300yds	Green	
6-26528	30lbs	300yds	Black	
6-26529	30lbs	300yds	Pink	
6-26530	30lbs	300yds	Purple	MSRP: \$209.99
6-26531	30lbs	300yds	Red	
6-26532	30lbs	300yds	Light Blue	
6-26533	30lbs	300yds	Dark Blue	
6-26534	30lbs	300yds	Yellow	
6-26535	30lbs	300yds	Orange	
6-26559	30lb	300yds	White	
6-20514	20lb	5000yds	White	
6-20505	20lb	5000yds	Chartreuse	
6-20515	30lb	5000yds	White	MSRP: \$249.99
6-20504	30lb	5000yds	Chartreuse	
6-26510	20lb	5000yds	Green	
6-26511	20lb	5000yds	Black	
6-26512	20lb	5000yds	Orange	
6-26513	20lb	5000yds	Pink	
6-26514	20lb	5000yds	Purple	
6-26515	20lb	5000yds	Red	
6-26516	20lb	5000yds	Light blue	
6-26517	20lb	5000yds	Dark blue	MSRP: \$239.99
6-26518	20lb	5000yds	Yellow	
6-26501	30lb	5000yds	Green	
6-26502	30lb	5000yds	Black	
6-26503	30lb	5000yds	Orange	
6-26504	30lb	5000yds	Pink	
6-26505	30lb	5000yds	Purple	
6-26506	30lb	5000yds	Red	
6-26507	30lb	5000yds	Light blue	
6-26508	30lb	5000yds	Dark blue	MSRP: \$279.99
6-26509	30lb	5000yds	Yellow	



Two Tone Backing



RIO's 30lb braided multifilament backing is metered every 50yds with a color change from yellow to red. The color change gives the angler a visual cue to determine how far a running fish has gone, as well as being an easy way to see how much backing is on the reel.

SKU	Size	Overall Length	Color	Price
Two Tone Backing				
6-26500	30lb / 13.6kg	2400yds / 2195m	Red / Yellow	MSRP: \$259.99

Multi Color & Two Tone Gel Spun Backing



RIO's premium 65lb, 8 carrier backing is made of the finest materials from Japan. 8 Strands of tightly woven fibers makes for a round backing that stacks perfectly on the fly reel. The result is a stronger, softer and smoother performing backing. The bright multi-colored backing changes color every 10 meters and compliments fly reels with a beautiful splash of color and functionality. The breaking strain and diameter make this a perfect choice for all fishing, from pan fish to ultra-big game such as GTs, billfish and Tarpon.

Two-tone GSP Backing: RIO's premium quality Gel Spun Backing is metered every 50 yds with a color change from Red to Yellow. The color change gives the angler a visual reference to determine how far a long running saltwater species has gone and how much line there is to be retrieved.

This universal backing is appropriate for any rod/ reel size and equally suited for all species; from trout to tarpon. It is roughly the same diameter as traditional 20lb Dacron backing and reel capacity can be determined as such. Available in perfect fill amounts for every angling situation.

SKU	Size	Overall Length	Color	Price
Multi Color Gel Spun Backing				
6-26553	65lb / 30kg	100yds / 91m	Multiple	MSRP: \$25.99
6-26554	65lb / 30kg	200yds / 183m	Multiple	MSRP: \$39.99
6-26555	65lb / 30kg	300yds / 274m	Multiple	MSRP: \$64.99
6-20549	65lb / 30kg	3200yds / 3000m	Multiple	MSRP: \$789.99

SKU	Size	Overall Length	Color	Price
Two Tone Gel Spun Backing				
6-20527	50lb / 22.7kg	100yds / 91m	Red / Yellow	MSRP: \$34.99
6-20528	50lb / 22.7kg	300yds / 274m	Red / Yellow	MSRP: \$119.99
6-20529	50lb / 22.7kg	500yds / 462m	Red / Yellow	MSRP: \$169.99
6-20537	50lb / 22.7kg	1000yds / 923m	Red / Yellow	MSRP: \$344.99

